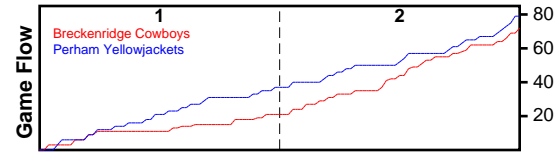


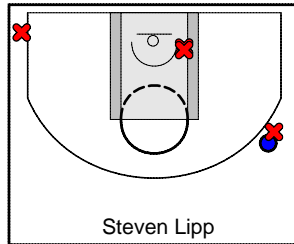
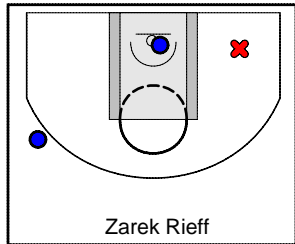
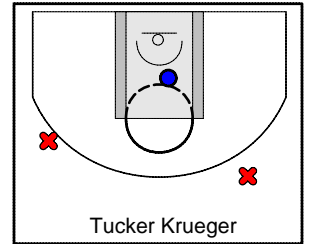
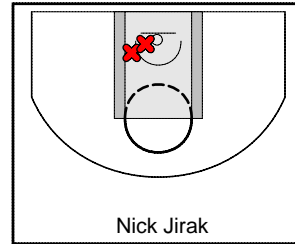
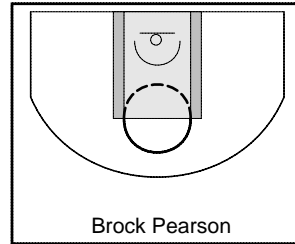
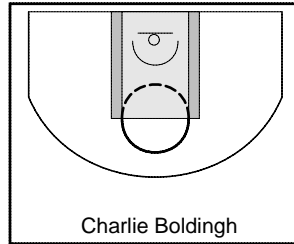
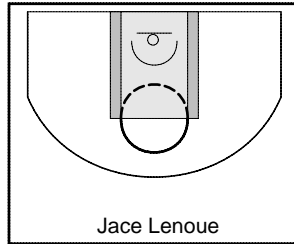
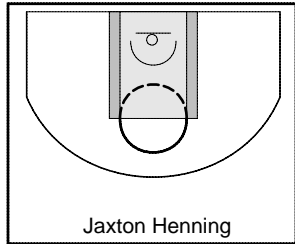
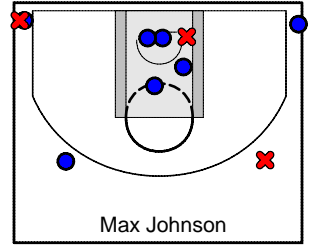
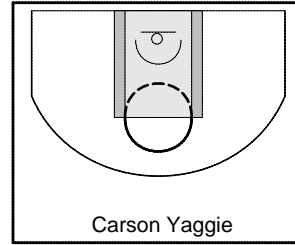
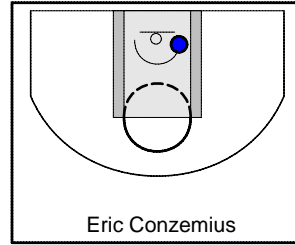
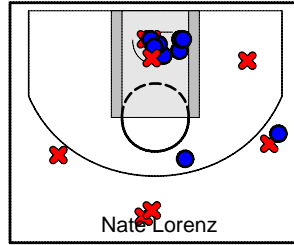
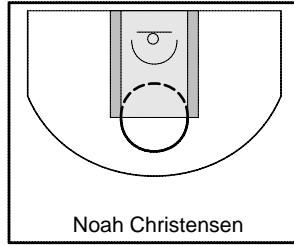
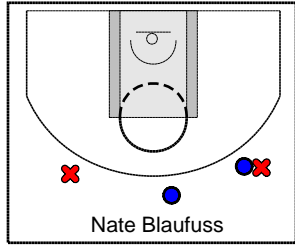
# Breckenridge Cowboys

12/16/14 Breckenridge Cowboys at Perham Yellowjackets

	1	2	T
Breckenridge	21	51	72
Perham	37	42	79



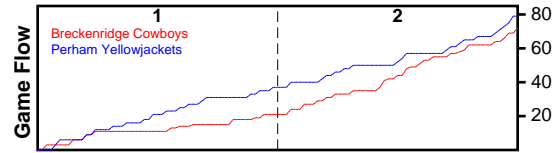
#	Name	G	MIN	FGM	FGA	FG%	2PM	2PA	2P%	3PM	3PA	3P%	FTM	FTA	FT%	OREB	DREB	REB	AST	STL	BLK	TO	PF	DEF	PTS
2	Nate Blaufuss	1	23	2	4	0.500	0	0	0.000	2	4	0.500	0	0	0.000	0	0	0	0	0	0	0	3	0	6
5	Noah Christensen	1	7	0	0	0.000	0	0	0.000	0	0	0.000	0	0	0.000	1	0	1	0	0	0	0	2	0	0
34	Nate Lorenz	1	36	10	18	0.556	9	13	0.692	1	5	0.200	7	12	0.583	7	3	10	0	0	0	3	3	0	28
42	Eric Conzemius	1	13	2	2	1.000	2	2	1.000	0	0	0.000	0	0	0.000	0	2	2	0	0	0	0	1	0	4
10	Carson Yaggie	0	0	0	0	0.000	0	0	0.000	0	0	0.000	0	0	0.000	0	0	0	0	0	0	0	0	0	0
20	Max Johnson	1	25	7	10	0.700	4	5	0.800	3	5	0.600	0	0	0.000	0	4	4	0	0	1	2	2	0	17
24	Jaxton Henning	0	0	0	0	0.000	0	0	0.000	0	0	0.000	0	0	0.000	0	0	0	0	0	0	0	0	0	0
32	Jace Lenoue	0	0	0	0	0.000	0	0	0.000	0	0	0.000	0	0	0.000	0	0	0	0	0	0	0	0	0	0
50	Charlie Boldingh	0	0	0	0	0.000	0	0	0.000	0	0	0.000	0	0	0.000	0	0	0	0	0	0	0	0	0	0
14	Brock Pearson	0	0	0	0	0.000	0	0	0.000	0	0	0.000	0	0	0.000	0	0	0	0	0	0	0	0	0	0
12	Nick Jirak	1	15	0	2	0.000	0	2	0.000	0	0	0.000	2	3	0.667	0	0	0	0	0	0	1	2	0	2
4	Tucker Krueger	1	21	1	3	0.333	1	1	1.000	0	2	0.000	2	2	1.000	0	1	1	0	0	0	3	3	0	4
24	Zarek Rieff	1	17	2	3	0.667	1	2	0.500	1	1	1.000	1	3	0.333	2	1	3	0	0	0	3	5	0	6
22	Steven Lipp	1	27	1	6	0.167	0	3	0.000	1	3	0.333	2	4	0.500	2	2	4	0	0	0	1	3	0	5
<b>TOTALS</b>		<b>1</b>	<b>36</b>	<b>25</b>	<b>48</b>	<b>0.521</b>	<b>17</b>	<b>28</b>	<b>0.607</b>	<b>8</b>	<b>20</b>	<b>0.400</b>	<b>14</b>	<b>24</b>	<b>0.583</b>	<b>12</b>	<b>13</b>	<b>25</b>	<b>0</b>	<b>0</b>	<b>1</b>	<b>13</b>	<b>24</b>	<b>0</b>	<b>72</b>



# Perham Yellowjackets

12/16/14 Breckenridge Cowboys at Perham Yellowjackets

	1	2	T
Breckenridge	21	51	72
Perham	37	42	79



#	Name	G	MIN	FGM	FGA	FG%	2PM	2PA	2P%	3PM	3PA	3P%	FTM	FTA	FT%	OREB	DREB	REB	AST	STL	BLK	TO	PF	DEF	PTS
2	Jensen Beachy	1	36	6	10	0.600	4	5	0.800	2	5	0.400	2	2	1.000	1	1	2	0	0	0	3	4	0	16
31	Matt Siira	1	3	0	0	0.000	0	0	0.000	0	0	0.000	0	0	0.000	0	0	0	0	0	0	0	0	0	0
4	Josh Jeziorski	0	0	0	0	0.000	0	0	0.000	0	0	0.000	0	0	0.000	0	0	0	0	0	0	0	0	0	0
24	Nic Winkels	1	2	0	0	0.000	0	0	0.000	0	0	0.000	0	0	0.000	0	0	0	0	0	0	0	0	0	0
11	Alec Meyer	0	0	0	0	0.000	0	0	0.000	0	0	0.000	0	0	0.000	0	0	0	0	0	0	0	0	0	0
10	Andrew Hanson	1	1	0	0	0.000	0	0	0.000	0	0	0.000	0	0	0.000	0	0	0	0	0	0	0	0	0	0
21	Christian Weis	1	35	1	4	0.250	1	1	1.000	0	3	0.000	0	0	0.000	0	1	1	1	1	0	2	3	0	2
25	John LaFond	0	0	0	0	0.000	0	0	0.000	0	0	0.000	0	0	0.000	0	0	0	0	0	0	0	0	0	0
23	Zach Tellinghuisen	1	14	3	3	1.000	3	3	1.000	0	0	0.000	2	2	1.000	1	3	4	1	1	0	1	4	0	8
41	Colton Hammans	0	0	0	0	0.000	0	0	0.000	0	0	0.000	0	0	0.000	0	0	0	0	0	0	0	0	0	0
5	Austin King	0	0	0	0	0.000	0	0	0.000	0	0	0.000	0	0	0.000	0	0	0	0	0	0	0	0	0	0
3	Eric Herrmann	0	0	0	0	0.000	0	0	0.000	0	0	0.000	0	0	0.000	0	0	0	0	0	0	0	0	0	0
13	Nathan Coleman	0	0	0	0	0.000	0	0	0.000	0	0	0.000	0	0	0.000	0	0	0	0	0	0	0	0	0	0
1	Reid Moser	0	0	0	0	0.000	0	0	0.000	0	0	0.000	0	0	0.000	0	0	0	0	0	0	0	0	0	0
32	Andrew Johnson	1	18	1	2	0.500	1	2	0.500	0	0	0.000	0	0	0.000	1	0	1	1	1	0	0	5	0	2
22	Jaden Anderson	1	36	6	11	0.545	1	1	1.000	5	10	0.500	4	4	1.000	0	4	4	1	2	0	1	3	0	21
0	Aaron Solberg	1	2	0	0	0.000	0	0	0.000	0	0	0.000	0	0	0.000	0	0	0	0	0	0	0	0	0	0
33	Sam Muer	1	36	9	14	0.643	9	14	0.643	0	0	0.000	12	14	0.857	1	3	4	10	2	0	0	3	0	30
	<b>TOTALS</b>	<b>1</b>	<b>36</b>	<b>26</b>	<b>44</b>	<b>0.591</b>	<b>19</b>	<b>26</b>	<b>0.731</b>	<b>7</b>	<b>18</b>	<b>0.389</b>	<b>20</b>	<b>22</b>	<b>0.909</b>	<b>4</b>	<b>12</b>	<b>16</b>	<b>14</b>	<b>5</b>	<b>0</b>	<b>7</b>	<b>22</b>	<b>0</b>	<b>79</b>

