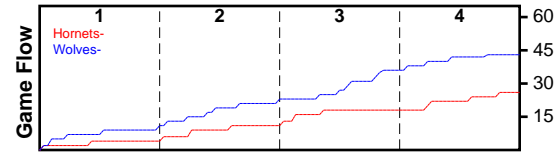


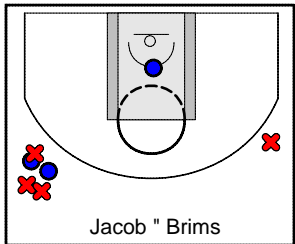
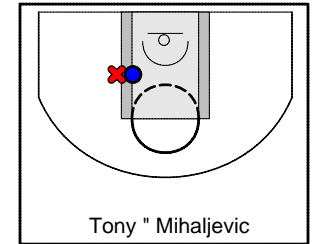
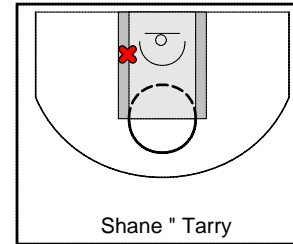
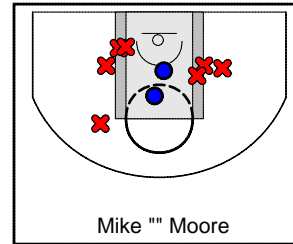

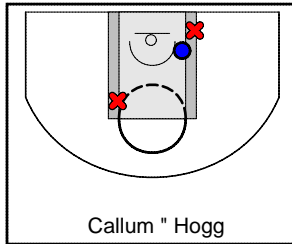
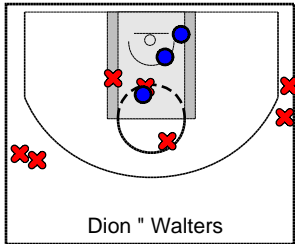
Hornets-

6/24/17 Hornets- at Wolves-

| | 1 | 2 | 3 | 4 | T |
|----------|---|----|----|---|----|
| Hornets- | 4 | 7 | 7 | 8 | 26 |
| Wolves- | 9 | 12 | 15 | 7 | 43 |



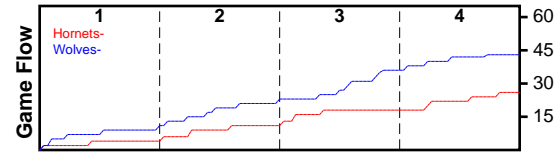
| # | Name | G | MIN | FGM | FGA | FG% | 2PM | 2PA | 2P% | 3PM | 3PA | 3P% | FTM | FTA | FT% | OREB | DREB | REB | AST | STL | BLK | TO | PF | DEF | PTS |
|---------------|-------------------|----------|-----------|-----------|-----------|--------------|----------|-----------|--------------|----------|-----------|--------------|----------|----------|--------------|----------|-----------|-----------|----------|----------|----------|----------|----------|----------|-----------|
| 9 | Dion " Walters | 1 | 35 | 3 | 11 | 0.273 | 3 | 7 | 0.429 | 0 | 4 | 0.000 | 2 | 6 | 0.333 | 1 | 5 | 6 | 4 | 1 | 0 | 1 | 2 | 0 | 8 |
| 33 | Callum " Hogg | 1 | 24 | 1 | 3 | 0.333 | 1 | 3 | 0.333 | 0 | 0 | 0.000 | 0 | 0 | 0.000 | 0 | 0 | 0 | 1 | 0 | 0 | 0 | 2 | 0 | 2 |
| 11 | Paul " Gregory | 1 | 36 | 1 | 10 | 0.100 | 1 | 8 | 0.125 | 0 | 2 | 0.000 | 0 | 0 | 0.000 | 1 | 7 | 8 | 2 | 0 | 1 | 3 | 2 | 0 | 2 |
| 6 | Mike "" Moore | 1 | 29 | 2 | 9 | 0.222 | 2 | 9 | 0.222 | 0 | 0 | 0.000 | 0 | 2 | 0.000 | 3 | 1 | 4 | 0 | 0 | 0 | 0 | 1 | 0 | 4 |
| 5 | Shane " Tarry | 1 | 20 | 0 | 1 | 0.000 | 0 | 1 | 0.000 | 0 | 0 | 0.000 | 0 | 0 | 0.000 | 1 | 0 | 1 | 0 | 0 | 0 | 2 | 0 | 0 | 0 |
| 21 | Tony " Mihaljevic | 1 | 23 | 1 | 2 | 0.500 | 1 | 2 | 0.500 | 0 | 0 | 0.000 | 0 | 0 | 0.000 | 1 | 3 | 4 | 1 | 0 | 0 | 1 | 0 | 0 | 2 |
| 8 | Jacob " Brims | 1 | 36 | 3 | 7 | 0.429 | 1 | 1 | 1.000 | 2 | 6 | 0.333 | 0 | 0 | 0.000 | 0 | 0 | 0 | 1 | 1 | 0 | 0 | 1 | 0 | 8 |
| TOTALS | | 1 | 40 | 11 | 43 | 0.256 | 9 | 31 | 0.290 | 2 | 12 | 0.167 | 2 | 8 | 0.250 | 7 | 16 | 23 | 9 | 2 | 1 | 7 | 8 | 0 | 26 |



Wolves-

6/24/17 Hornets- at Wolves-

| | 1 | 2 | 3 | 4 | T |
|----------|---|----|----|---|----|
| Hornets- | 4 | 7 | 7 | 8 | 26 |
| Wolves- | 9 | 12 | 15 | 7 | 43 |



| # | Name | G | MIN | FGM | FGA | FG% | 2PM | 2PA | 2P% | 3PM | 3PA | 3P% | FTM | FTA | FT% | OREB | DREB | REB | AST | STL | BLK | TO | PF | DEF | PTS |
|----|---------------------|----------|-----------|-----------|-----------|--------------|-----------|-----------|--------------|----------|----------|--------------|----------|-----------|--------------|----------|-----------|-----------|----------|----------|----------|----------|----------|----------|-----------|
| 1 | Wesley- Lo | 1 | 29 | 6 | 7 | 0.857 | 6 | 7 | 0.857 | 0 | 0 | 0.000 | 1 | 2 | 0.500 | 3 | 4 | 7 | 1 | 2 | 0 | 3 | 2 | 0 | 13 |
| 32 | Eddie- Benedictos | 1 | 8 | 0 | 0 | 0.000 | 0 | 0 | 0.000 | 0 | 0 | 0.000 | 0 | 0 | 0.000 | 0 | 1 | 1 | 2 | 0 | 0 | 0 | 0 | 0 | 0 |
| 44 | Alex- Gill | 1 | 1 | 0 | 0 | 0.000 | 0 | 0 | 0.000 | 0 | 0 | 0.000 | 0 | 0 | 0.000 | 0 | 0 | 0 | 0 | 0 | 0 | 0 | 0 | 0 | 0 |
| 7 | Eric- Jarcia | 1 | 15 | 0 | 1 | 0.000 | 0 | 1 | 0.000 | 0 | 0 | 0.000 | 1 | 2 | 0.500 | 0 | 3 | 3 | 0 | 0 | 0 | 1 | 2 | 0 | 1 |
| 55 | Cameron- Sell | 1 | 29 | 2 | 9 | 0.222 | 1 | 6 | 0.167 | 1 | 3 | 0.333 | 0 | 2 | 0.000 | 1 | 2 | 3 | 1 | 0 | 0 | 2 | 0 | 0 | 5 |
| 0 | Dennis- Stravopodis | 1 | 23 | 4 | 9 | 0.444 | 4 | 8 | 0.500 | 0 | 1 | 0.000 | 2 | 2 | 1.000 | 0 | 1 | 1 | 1 | 2 | 0 | 0 | 1 | 0 | 10 |
| 13 | Connor- Smith | 1 | 26 | 5 | 7 | 0.714 | 5 | 7 | 0.714 | 0 | 0 | 0.000 | 0 | 1 | 0.000 | 2 | 3 | 5 | 1 | 2 | 0 | 0 | 0 | 0 | 10 |
| 8 | Jessie- Meredith | 1 | 29 | 0 | 1 | 0.000 | 0 | 1 | 0.000 | 0 | 0 | 0.000 | 2 | 2 | 1.000 | 1 | 7 | 8 | 0 | 0 | 1 | 0 | 2 | 0 | 2 |
| 9 | Sean- Lara | 1 | 27 | 1 | 5 | 0.200 | 1 | 5 | 0.200 | 0 | 0 | 0.000 | 0 | 0 | 0.000 | 0 | 1 | 1 | 2 | 0 | 0 | 1 | 0 | 0 | 2 |
| 3 | Joshua- Benedictos | 1 | 17 | 0 | 3 | 0.000 | 0 | 3 | 0.000 | 0 | 0 | 0.000 | 0 | 0 | 0.000 | 1 | 0 | 1 | 1 | 0 | 0 | 0 | 2 | 0 | 0 |
| | TOTALS | 1 | 40 | 18 | 42 | 0.429 | 17 | 38 | 0.447 | 1 | 4 | 0.250 | 6 | 11 | 0.545 | 8 | 22 | 30 | 9 | 6 | 1 | 7 | 9 | 0 | 43 |

