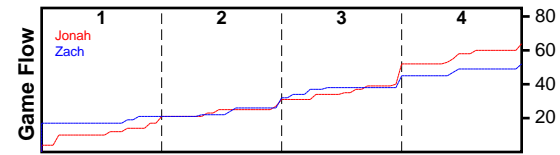


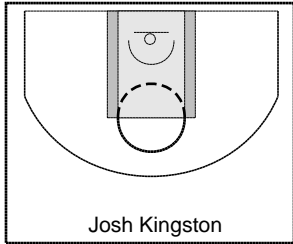

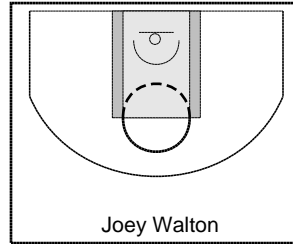
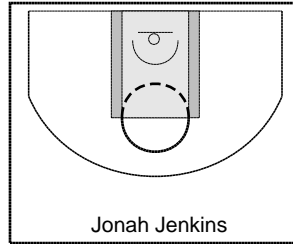

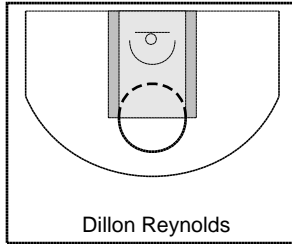
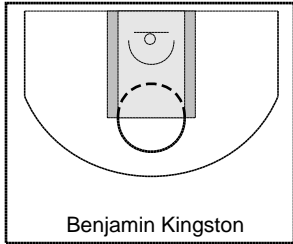
Jonah

10/16/24 Jonah at Zach

	1	2	3	4	T
Jonah	21	10	21	12	64
Zach	21	6	18	7	52



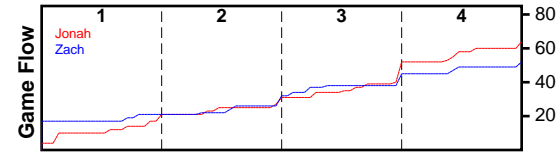
#	Name	G	MIN	FGM	FGA	FG%	2PM	2PA	2P%	3PM	3PA	3P%	FTM	FTA	FT%	OREB	DREB	REB	AST	STL	BLK	TO	PF	DEF	PTS
0	Benjamin Kingston	1	12	1	3	0.333	1	1	1.000	0	2	0.000	0	0	0.000	0	1	1	0	0	0	1	0	0	2
0	Dillon Reynolds	1	24	5	5	1.000	4	4	1.000	1	1	1.000	1	1	1.000	0	3	3	1	1	0	1	1	0	12
0	Lucas Jenkins	1	25	3	13	0.231	1	7	0.143	2	6	0.333	2	3	0.667	0	5	5	2	1	1	3	2	0	10
0	Jonah Jenkins	1	28	11	27	0.407	11	24	0.458	0	3	0.000	3	4	0.750	4	5	9	12	3	3	3	3	0	25
0	Joey Walton	1	26	7	11	0.636	7	11	0.636	0	0	0.000	0	0	0.000	4	4	8	0	2	0	0	2	0	14
0	Garrett Jenkins	0	0	0	0	0.000	0	0	0.000	0	0	0.000	0	0	0.000	0	0	0	0	0	0	0	0	0	0
0	Josh Kingston	1	28	1	4	0.250	0	1	0.000	1	3	0.333	0	0	0.000	0	7	7	0	0	2	0	1	0	3
	TOTALS	1	28	28	63	0.444	24	48	0.500	4	15	0.267	6	8	0.750	8	25	33	15	7	6	8	9	0	66



Zach

10/16/24 Jonah at Zach

	1	2	3	4	T
Jonah	21	10	21	12	64
Zach	21	6	18	7	52



#	Name	G	MIN	FGM	FGA	FG%	2PM	2PA	2P%	3PM	3PA	3P%	FTM	FTA	FT%	OREB	DREB	REB	AST	STL	BLK	TO	PF	DEF	PTS
0	Larsen Stephens	1	17	2	10	0.200	2	7	0.286	0	3	0.000	2	3	0.667	0	0	0	0	1	0	1	0	0	6
0	Ren Jackson	0	0	0	0	0.000	0	0	0.000	0	0	0.000	0	0	0.000	0	0	0	0	0	0	0	0	0	0
0	Zach Kingston	1	28	6	13	0.462	5	8	0.625	1	5	0.200	0	0	0.000	0	4	4	1	1	0	1	1	0	13
0	Daniel Ashton	1	18	3	10	0.300	0	3	0.000	3	7	0.429	0	0	0.000	1	0	1	0	1	0	1	1	0	9
0	Ben Scott	1	28	2	8	0.250	2	6	0.333	0	2	0.000	3	4	0.750	5	5	10	3	0	1	2	3	0	7
0	Jared Taylor	1	28	4	19	0.211	3	13	0.231	1	6	0.167	2	6	0.333	6	9	15	3	0	1	5	5	0	11
0	Patrick Stowell	1	24	2	7	0.286	0	1	0.000	2	6	0.333	0	0	0.000	5	6	11	3	0	0	1	1	0	6
	TOTALS	1	28	19	67	0.284	12	38	0.316	7	29	0.241	7	13	0.538	17	24	41	10	3	2	11	11	0	52

