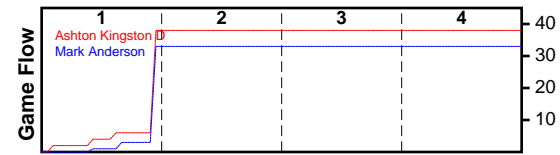


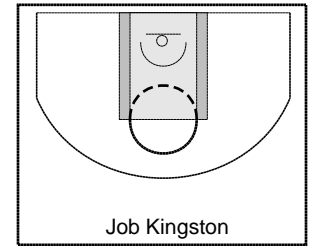
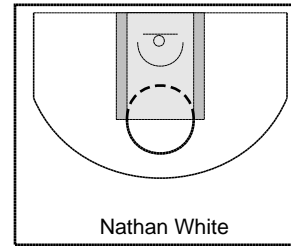
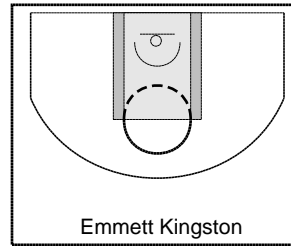
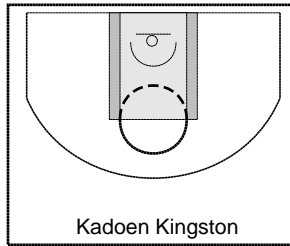
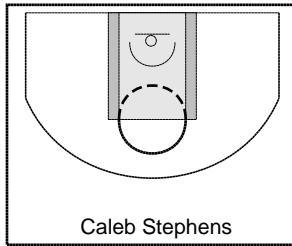
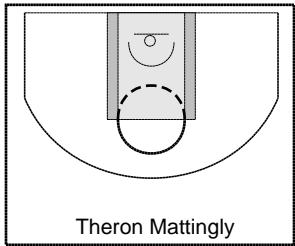
Ashton Kingston D

9/16/24 Ashton Kingston D at Mark Anderson

	1	2	3	4	T
Ashton Kingston D	38	0	0	0	38
Mark Anderson	33	0	0	0	33



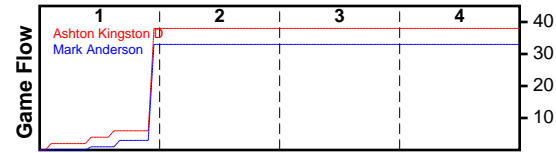
#	Name	G	MIN	FGM	FGA	FG%	2PM	2PA	2P%	3PM	3PA	3P%	FTM	FTA	FT%	OREB	DREB	REB	AST	STL	BLK	TO	PF	DEF	PTS
0	Theron Mattingly	1	28	8	19	0.421	8	17	0.471	0	2	0.000	0	0	0.000	8	15	23	1	1	0	7	1	0	16
0	Caleb Stephens	0	0	0	0	0.000	0	0	0.000	0	0	0.000	0	0	0.000	0	0	0	0	0	0	0	0	0	0
0	Kadoen Kingston	1	28	5	9	0.556	4	6	0.667	1	3	0.333	0	0	0.000	4	0	4	2	1	0	1	2	0	11
0	Emmett Kingston	1	28	3	11	0.273	2	8	0.250	1	3	0.333	0	0	0.000	2	3	5	3	1	0	6	1	0	7
0	Nathan White	1	28	2	15	0.133	2	13	0.154	0	2	0.000	0	0	0.000	5	9	14	5	7	0	3	1	0	4
0	Job Kingston	0	0	0	0	0.000	0	0	0.000	0	0	0.000	0	0	0.000	0	0	0	0	0	0	0	0	0	0
	TOTALS	1	28	18	54	0.333	16	44	0.364	2	10	0.200	0	0	0.000	19	27	46	11	10	0	17	5	0	38



Mark Anderson

9/16/24 Ashton Kingston D at Mark Anderson

	1	2	3	4	T
Ashton Kingston D	38	0	0	0	38
Mark Anderson	33	0	0	0	33



#	Name	G	MIN	FGM	FGA	FG%	2PM	2PA	2P%	3PM	3PA	3P%	FTM	FTA	FT%	OREB	DREB	REB	AST	STL	BLK	TO	PF	DEF	PTS
0	Charles Peterson	1	1	0	0	0.000	0	0	0.000	0	0	0.000	0	0	0.000	0	0	0	0	0	0	0	0	0	0
0	Landen Anderson	1	28	0	9	0.000	0	8	0.000	0	1	0.000	0	0	0.000	0	4	4	1	3	0	1	0	0	0
0	David Anderson	0	0	0	0	0.000	0	0	0.000	0	0	0.000	0	0	0.000	0	0	0	0	0	0	0	0	0	0
0	Logan Tucker	1	28	4	9	0.444	4	9	0.444	0	0	0.000	0	0	0.000	6	3	9	3	3	0	3	3	0	8
0	Bridger Tucker	1	28	7	25	0.280	7	21	0.333	0	4	0.000	1	2	0.500	6	9	15	1	3	0	10	3	0	15
0	Craig Anderson	1	28	5	14	0.357	5	14	0.357	0	0	0.000	0	7	0.000	4	1	5	1	5	0	6	0	0	10
	TOTALS	1	28	16	57	0.281	16	52	0.308	0	5	0.000	1	9	0.111	16	17	33	6	14	0	20	6	0	33

