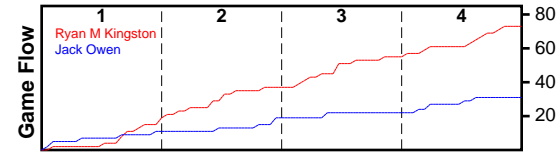


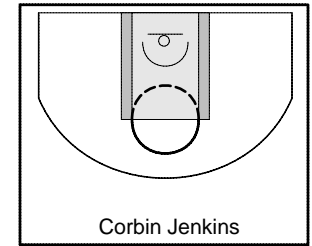
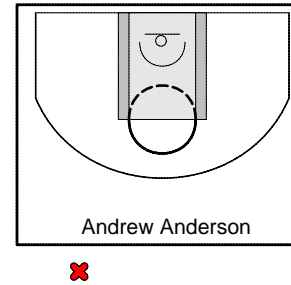
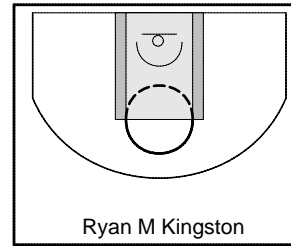

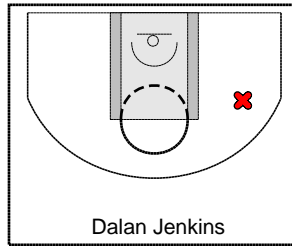
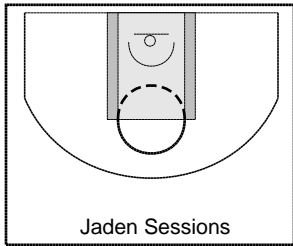
Ryan M Kingston

9/16/24 Ryan M Kingston at Jack Owen

	1	2	3	4	T
Ryan M Kingston	19	18	18	18	73
Jack Owen	11	8	3	9	31



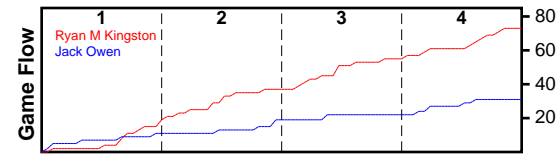
#	Name	G	MIN	FGM	FGA	FG%	2PM	2PA	2P%	3PM	3PA	3P%	FTM	FTA	FT%	OREB	DREB	REB	AST	STL	BLK	TO	PF	DEF	PTS
0	Jaden Sessions	1	12	2	5	0.400	2	4	0.500	0	1	0.000	0	0	0.000	2	2	4	3	3	0	2	1	0	4
0	Dalan Jenkins	1	21	5	14	0.357	5	14	0.357	0	0	0.000	0	3	0.000	1	2	3	10	5	0	6	3	0	10
0	James Jenkins	1	28	9	20	0.450	9	20	0.450	0	0	0.000	0	2	0.000	11	6	17	5	2	0	4	0	1	18
0	Ryan M Kingston	1	14	1	2	0.500	1	2	0.500	0	0	0.000	0	0	0.000	0	0	0	0	2	0	2	1	0	2
0	Andrew Anderson	1	14	6	11	0.545	6	10	0.600	0	1	0.000	2	3	0.667	0	1	1	5	4	0	4	0	0	14
0	Corbin Jenkins	1	24	12	21	0.571	11	18	0.611	1	3	0.333	0	0	0.000	1	1	2	3	11	0	4	3	0	25
	TOTALS	1	28	35	73	0.479	34	68	0.500	1	5	0.200	2	8	0.250	15	12	27	26	27	0	22	8	1	73



Jack Owen

9/16/24 Ryan M Kingston at Jack Owen

	1	2	3	4	T
Ryan M Kingston	19	18	18	18	73
Jack Owen	11	8	3	9	31



#	Name	G	MIN	FGM	FGA	FG%	2PM	2PA	2P%	3PM	3PA	3P%	FTM	FTA	FT%	OREB	DREB	REB	AST	STL	BLK	TO	PF	DEF	PTS
0	William Keaton	1	28	6	14	0.429	5	11	0.455	1	3	0.333	3	4	0.750	2	4	6	0	2	3	13	1	0	16
0	Peter Martin	1	6	0	0	0.000	0	0	0.000	0	0	0.000	0	0	0.000	0	1	1	0	1	0	4	0	0	0
0	Nathan Stoddard	1	20	3	9	0.333	1	3	0.333	2	6	0.333	0	0	0.000	1	5	6	0	1	0	5	3	0	8
0	Jason Kendrick	1	16	1	5	0.200	1	4	0.250	0	1	0.000	0	0	0.000	0	3	3	0	2	0	12	0	0	2
0	Jack Owen	1	23	2	9	0.222	1	2	0.500	1	7	0.143	0	0	0.000	1	4	5	1	0	1	3	1	0	5
0	Cade Stoddard	1	21	0	3	0.000	0	3	0.000	0	0	0.000	0	0	0.000	5	4	9	0	1	2	4	1	0	0
	TOTALS	1	28	12	40	0.300	8	23	0.348	4	17	0.235	3	4	0.750	9	21	30	1	7	6	41	6	0	31

