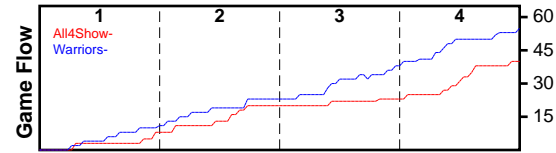


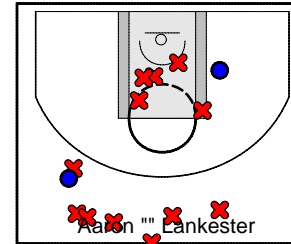
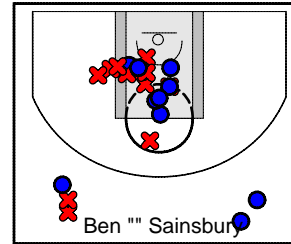
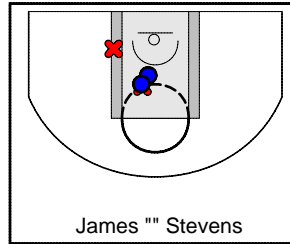
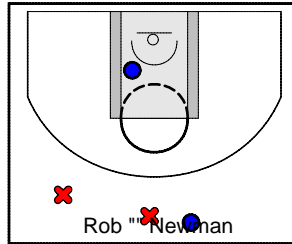
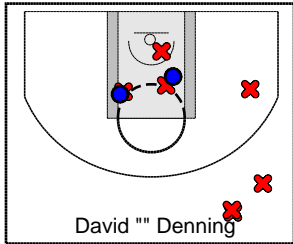
All4Show-

(Filcom Rd16) 6/24/17 All4Show- at Warriors-

	1	2	3	4	T
All4Show-	8	12	3	17	40
Warriors-	11	12	15	17	55



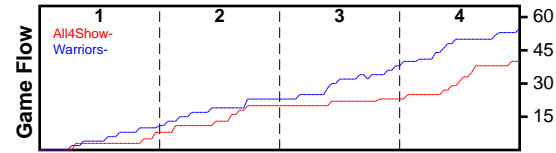
#	Name	G	MIN	FGM	FGA	FG%	2PM	2PA	2P%	3PM	3PA	3P%	FTM	FTA	FT%	OREB	DREB	REB	AST	STL	BLK	TO	PF	DEF	PTS
24	David "" Denning	1	40	1	8	0.125	1	5	0.200	0	3	0.000	0	0	0.000	0	1	1	2	0	1	0	4	0	2
23	Rob "" Newman	1	40	2	4	0.500	1	1	1.000	1	3	0.333	0	0	0.000	1	8	9	2	1	0	1	0	0	5
7	James "" Stevens	1	40	2	8	0.250	2	8	0.250	0	0	0.000	0	2	0.000	3	10	13	2	4	0	1	2	0	4
8	Ben "" Sainsbury	1	40	10	22	0.455	7	17	0.412	3	5	0.600	1	2	0.500	1	2	3	1	2	0	6	4	0	24
11	Aaron "" Lankester	1	40	2	14	0.143	1	6	0.167	1	8	0.125	0	0	0.000	1	1	2	6	1	0	2	1	0	5
TOTALS		1	40	17	56	0.304	12	37	0.324	5	19	0.263	1	4	0.250	6	22	28	13	8	1	10	11	0	40



Warriors-

(Filcom Rd16) 6/24/17 All4Show- at Warriors-

	1	2	3	4	T
All4Show-	8	12	3	17	40
Warriors-	11	12	15	17	55



#	Name	G	MIN	FGM	FGA	FG%	2PM	2PA	2P%	3PM	3PA	3P%	FTM	FTA	FT%	OREB	DREB	REB	AST	STL	BLK	TO	PF	DEF	PTS
25	David " Peters	1	34	4	8	0.500	4	7	0.571	0	1	0.000	1	1	1.000	0	5	5	2	1	0	1	2	0	9
7	Steven " Barclay	1	34	5	12	0.417	5	11	0.455	0	1	0.000	0	0	0.000	1	3	4	3	1	1	5	0	0	10
20	Phil " Fraser	1	34	4	10	0.400	3	7	0.429	1	3	0.333	1	2	0.500	2	0	2	2	0	0	1	2	0	10
45	Cameron " Lamont	1	35	3	7	0.429	2	5	0.400	1	2	0.500	0	0	0.000	1	3	4	0	0	0	1	0	0	7
2	Cameron " Bucknell	0	0	0	0	0.000	0	0	0.000	0	0	0.000	0	0	0.000	0	0	0	0	0	0	0	0	0	0
22	Nik " Radulovich	1	28	0	2	0.000	0	2	0.000	0	0	0.000	2	2	1.000	2	3	5	3	2	1	1	1	0	2
12	Joshua " Barclay	1	38	6	15	0.400	6	15	0.400	0	0	0.000	5	8	0.625	5	13	18	5	3	2	2	1	0	17
TOTALS		1	40	22	54	0.407	20	47	0.426	2	7	0.286	9	13	0.692	11	27	38	15	7	4	11	6	0	55

