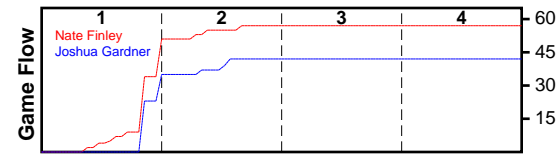


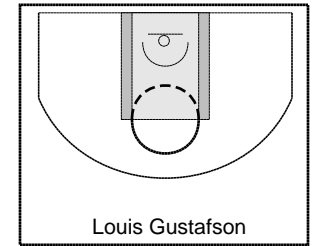
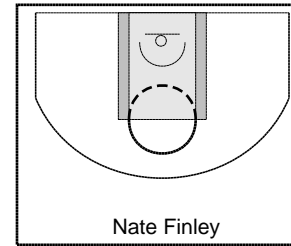
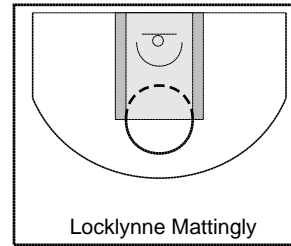
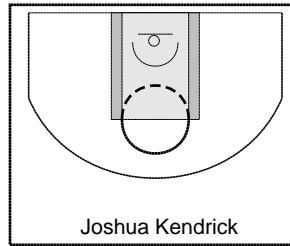
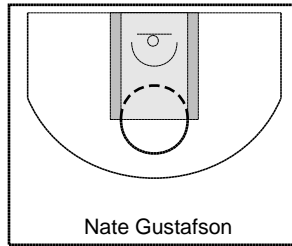
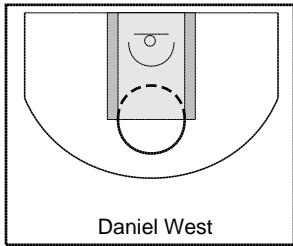
Nate Finley

10/14/24 Nate Finley at Joshua Gardner

	1	2	3	4	T
Nate Finley	51	6	0	0	57
Joshua Gardner	35	7	0	0	42



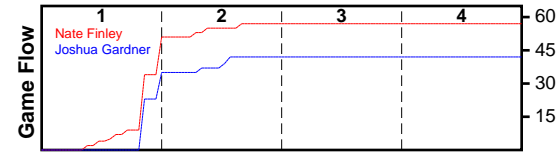
#	Name	G	MIN	FGM	FGA	FG%	2PM	2PA	2P%	3PM	3PA	3P%	FTM	FTA	FT%	OREB	DREB	REB	AST	STL	BLK	TO	PF	DEF	PTS
0	Daniel West	0	0	0	0	0.000	0	0	0.000	0	0	0.000	0	0	0.000	0	0	0	0	0	0	0	0	0	0
0	Nate Gustafson	1	28	6	30	0.200	3	18	0.167	3	12	0.250	6	11	0.545	5	5	10	2	8	0	3	0	0	21
0	Joshua Kendrick	1	28	0	1	0.000	0	1	0.000	0	0	0.000	0	0	0.000	1	1	2	0	0	0	2	0	0	0
0	Locklynn Mattingly	1	28	14	25	0.560	14	19	0.737	0	6	0.000	2	3	0.667	11	4	15	3	3	1	5	1	0	30
0	Nate Finley	0	0	0	0	0.000	0	0	0.000	0	0	0.000	0	0	0.000	0	0	0	0	0	0	0	0	0	0
0	Louis Gustafson	1	28	3	8	0.375	3	6	0.500	0	2	0.000	0	1	0.000	6	3	9	1	2	0	2	0	0	6
	TOTALS	1	28	23	64	0.359	20	44	0.455	3	20	0.150	8	15	0.533	23	13	36	6	13	1	12	1	0	57



Joshua Gardner

10/14/24 Nate Finley at Joshua Gardner

	1	2	3	4	T
Nate Finley	51	6	0	0	57
Joshua Gardner	35	7	0	0	42



#	Name	G	MIN	FGM	FGA	FG%	2PM	2PA	2P%	3PM	3PA	3P%	FTM	FTA	FT%	OREB	DREB	REB	AST	STL	BLK	TO	PF	DEF	PTS
0	Tristan Johnson	1	28	2	5	0.400	2	5	0.400	0	0	0.000	0	0	0.000	2	2	4	0	1	0	2	2	0	4
0	Ivan Stoddard	1	28	5	11	0.455	5	11	0.455	0	0	0.000	0	0	0.000	11	6	17	0	1	3	7	0	0	10
0	Casey Stowell	1	1	1	6	0.167	1	6	0.167	0	0	0.000	0	0	0.000	5	6	11	4	0	0	6	2	0	2
0	Kevin Kingston	1	28	5	19	0.263	3	9	0.333	2	10	0.200	1	2	0.500	1	4	5	1	3	4	4	2	0	13
0	Parker Stephens	1	28	6	19	0.316	5	9	0.556	1	10	0.100	0	0	0.000	4	2	6	0	3	0	5	3	0	13
0	Joshua Gardner	0	0	0	0	0.000	0	0	0.000	0	0	0.000	0	0	0.000	0	0	0	0	0	0	0	0	0	0
TOTALS		1	28	19	60	0.317	16	40	0.400	3	20	0.150	1	2	0.500	23	20	43	5	8	7	24	9	0	42

