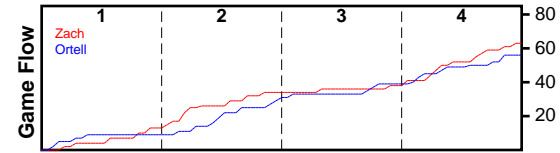


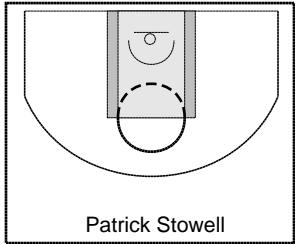
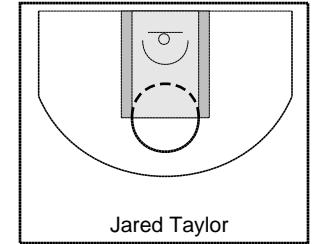
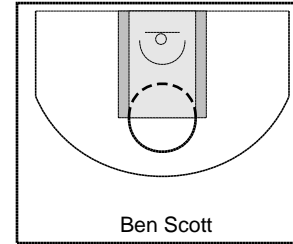
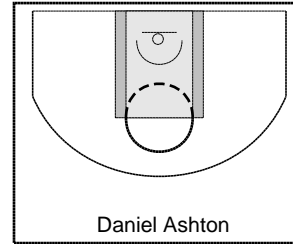
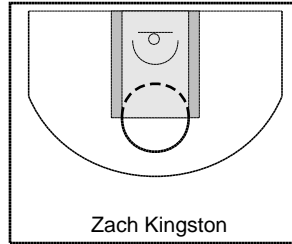
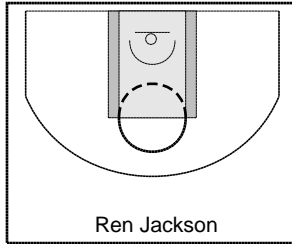
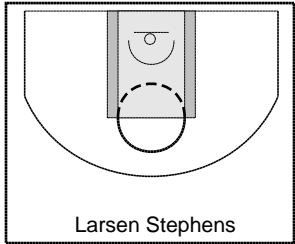
Zach

10/23/24 Zach at Ortell

	1	2	3	4	T
Zach	13	21	4	25	63
Ortell	9	20	10	17	56



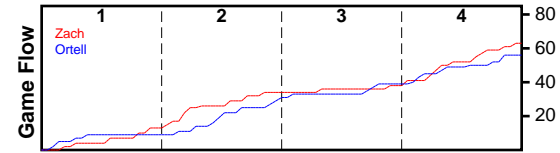
#	Name	G	MIN	FGM	FGA	FG%	2PM	2PA	2P%	3PM	3PA	3P%	FTM	FTA	FT%	OREB	DREB	REB	AST	STL	BLK	TO	PF	DEF	PTS
0	Larsen Stephens	1	15	3	7	0.429	1	1	1.000	2	6	0.333	0	0	0.000	0	2	2	1	1	0	0	0	0	8
0	Ren Jackson	1	28	5	17	0.294	2	9	0.222	3	8	0.375	0	0	0.000	2	5	7	1	0	0	3	0	0	13
0	Zach Kingston	1	28	4	12	0.333	2	7	0.286	2	5	0.400	0	1	0.000	0	7	7	6	1	0	3	3	0	10
0	Daniel Ashton	0	0	0	0	0.000	0	0	0.000	0	0	0.000	0	0	0.000	0	0	0	0	0	0	0	0	0	0
0	Ben Scott	1	28	4	6	0.667	3	4	0.750	1	2	0.500	3	3	1.000	5	2	7	2	1	0	2	0	0	12
0	Jared Taylor	1	28	7	12	0.583	4	5	0.800	3	7	0.429	3	6	0.500	3	8	11	1	3	0	2	2	0	20
0	Patrick Stowell	1	14	0	5	0.000	0	1	0.000	0	4	0.000	0	0	0.000	1	1	2	0	0	1	2	0	0	0
	TOTALS	1	28	23	59	0.390	12	27	0.444	11	32	0.344	6	10	0.600	11	25	36	11	6	1	12	5	0	63



Ortell

10/23/24 Zach at Ortell

	1	2	3	4	T
Zach	13	21	4	25	63
Ortell	9	20	10	17	56



#	Name	G	MIN	FGM	FGA	FG%	2PM	2PA	2P%	3PM	3PA	3P%	FTM	FTA	FT%	OREB	DREB	REB	AST	STL	BLK	TO	PF	DEF	PTS
0	Phil Kingston	1	26	4	11	0.364	3	6	0.500	1	5	0.200	2	2	1.000	1	3	4	0	4	0	1	4	0	11
0	Garrison Kingston	1	23	4	17	0.235	2	8	0.250	2	9	0.222	2	3	0.667	3	3	6	1	0	1	0	0	0	12
0	Ortell Kingston	1	18	2	5	0.400	2	4	0.500	0	1	0.000	1	2	0.500	1	5	6	0	2	0	1	2	0	5
0	Alan Jenkins	1	10	0	1	0.000	0	1	0.000	0	0	0.000	0	0	0.000	2	1	3	0	0	0	0	1	0	0
0	James Stephens	1	28	3	18	0.167	0	7	0.000	3	11	0.273	0	0	0.000	0	4	4	8	3	0	4	1	0	9
0	Dallas Owen	1	21	7	11	0.636	6	7	0.857	1	4	0.250	0	0	0.000	2	6	8	2	0	0	2	3	0	15
0	Louis Owen	1	17	2	3	0.667	2	3	0.667	0	0	0.000	0	0	0.000	1	3	4	0	2	0	1	2	0	4
	TOTALS	1	28	22	66	0.333	15	36	0.417	7	30	0.233	5	7	0.714	10	25	35	11	11	1	9	13	0	56

