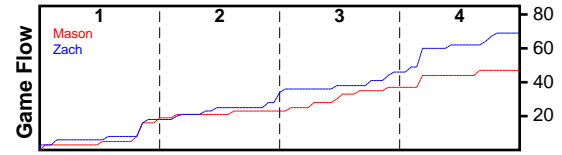


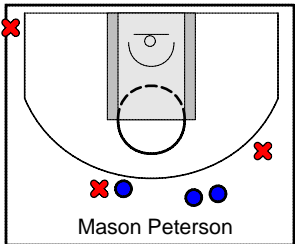

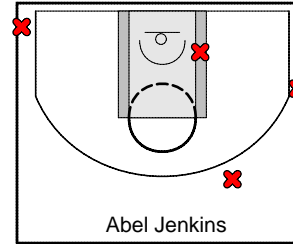
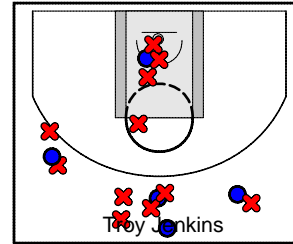
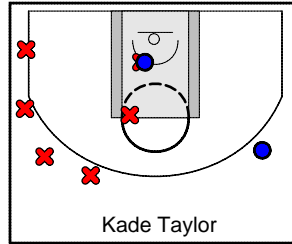
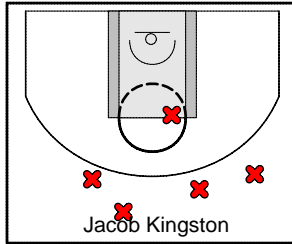
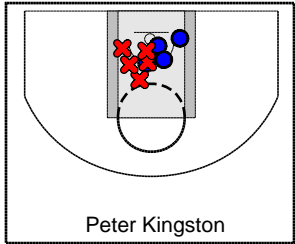
Mason

9/11/24 Mason at Zach

	1	2	3	4	T
Mason	19	4	14	10	47
Zach	18	13	15	23	69



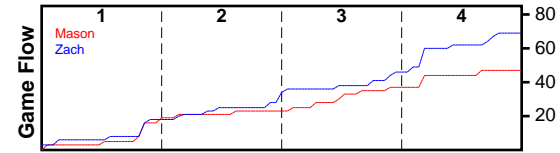
#	Name	G	MIN	FGM	FGA	FG%	2PM	2PA	2P%	3PM	3PA	3P%	FTM	FTA	FT%	OREB	DREB	REB	AST	STL	BLK	TO	PF	DEF	PTS
0	Peter Kingston	1	28	4	13	0.308	4	13	0.308	0	0	0.000	0	0	0.000	3	5	8	1	1	0	4	1	0	8
0	Jacob Kingston	1	13	0	5	0.000	0	1	0.000	0	4	0.000	0	0	0.000	0	4	4	0	0	0	0	0	0	0
0	Kade Taylor	1	28	1	8	0.125	1	4	0.250	0	4	0.000	0	0	0.000	4	2	6	2	1	1	1	2	0	2
0	Troy Jenkins	1	26	5	16	0.312	1	5	0.200	4	11	0.364	6	6	1.000	2	4	6	4	1	0	1	4	0	20
0	Abel Jenkins	1	16	0	7	0.000	0	2	0.000	0	5	0.000	0	0	0.000	2	1	3	1	1	0	3	2	0	0
0	James Obrien Jr.	1	16	2	4	0.500	0	1	0.000	2	3	0.667	0	0	0.000	0	0	0	0	0	0	0	0	0	6
0	Mason Peterson	1	15	3	6	0.500	0	0	0.000	3	6	0.500	2	3	0.667	1	3	4	2	0	0	0	1	0	11
	TOTALS	1	28	15	59	0.254	6	26	0.231	9	33	0.273	8	9	0.889	12	19	31	10	4	1	9	10	0	47



Zach

9/11/24 Mason at Zach

	1	2	3	4	T
Mason	19	4	14	10	47
Zach	18	13	15	23	69



#	Name	G	MIN	FGM	FGA	FG%	2PM	2PA	2P%	3PM	3PA	3P%	FTM	FTA	FT%	OREB	DREB	REB	AST	STL	BLK	TO	PF	DEF	PTS
0	Larsen Stephens	1	16	3	5	0.600	2	3	0.667	1	2	0.500	0	0	0.000	0	0	0	0	0	0	0	1	0	7
0	Ren Jackson	1	27	5	12	0.417	2	3	0.667	3	9	0.333	3	7	0.429	3	8	11	4	1	3	3	0	0	16
0	Zach Kingston	1	22	4	6	0.667	2	2	1.000	2	4	0.500	0	0	0.000	0	3	3	5	0	1	1	2	0	10
0	Daniel Ashton	1	11	1	4	0.250	0	2	0.000	1	2	0.500	0	0	0.000	0	1	1	0	0	0	1	0	0	3
0	Ben Scott	1	20	7	11	0.636	4	5	0.800	3	6	0.500	0	1	0.000	1	1	2	2	1	1	1	0	0	17
0	Jared Taylor	1	28	4	11	0.364	3	6	0.500	1	5	0.200	2	2	1.000	2	10	12	3	1	2	0	3	0	11
0	Patrick Stowell	1	18	2	4	0.500	1	1	1.000	1	3	0.333	0	0	0.000	0	2	2	0	0	0	0	2	0	5
	TOTALS	1	28	26	53	0.491	14	22	0.636	12	31	0.387	5	10	0.500	6	25	31	14	3	7	6	8	0	69

