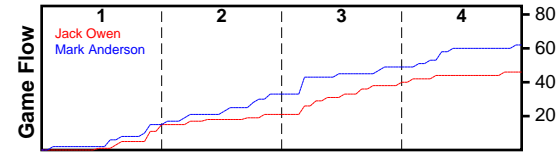


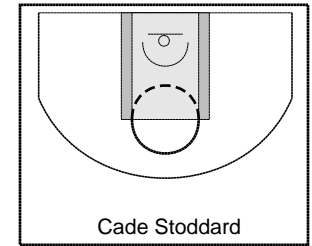
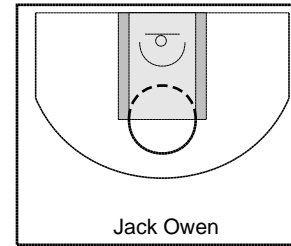
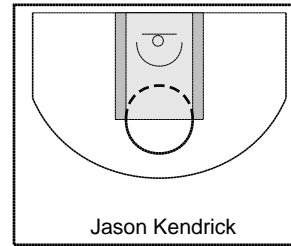
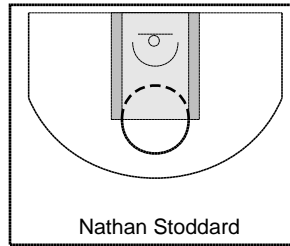
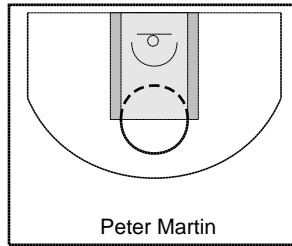
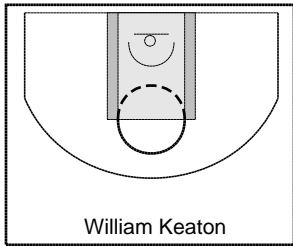
Jack Owen

9/9/24 Jack Owen at Mark Anderson

	1	2	3	4	T
Jack Owen	15	6	17	8	46
Mark Anderson	15	18	16	13	62



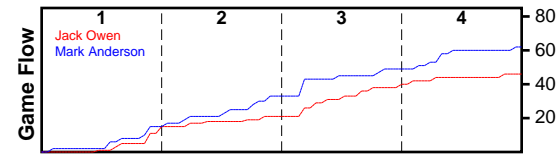
#	Name	G	MIN	FGM	FGA	FG%	2PM	2PA	2P%	3PM	3PA	3P%	FTM	FTA	FT%	OREB	DREB	REB	AST	STL	BLK	TO	PF	DEF	PTS
0	William Keaton	1	28	8	27	0.296	8	19	0.421	0	8	0.000	4	9	0.444	5	11	16	0	2	0	8	3	1	20
0	Peter Martin	1	8	0	0	0.000	0	0	0.000	0	0	0.000	0	0	0.000	1	0	1	0	0	0	0	0	0	0
0	Nathan Stoddard	1	4	0	0	0.000	0	0	0.000	0	0	0.000	0	0	0.000	0	0	0	0	0	0	0	0	0	0
0	Jason Kendrick	1	28	6	16	0.375	3	6	0.500	3	10	0.300	2	2	1.000	2	7	9	0	4	1	8	0	0	17
0	Jack Owen	1	28	1	13	0.077	0	4	0.000	1	9	0.111	0	0	0.000	2	5	7	1	4	0	4	2	0	3
0	Cade Stoddard	1	21	3	7	0.429	3	7	0.429	0	0	0.000	0	0	0.000	0	1	1	0	3	0	3	3	0	6
	TOTALS	1	28	18	63	0.286	14	36	0.389	4	27	0.148	6	11	0.545	10	24	34	1	13	1	23	8	1	46



Mark Anderson

9/9/24 Jack Owen at Mark Anderson

	1	2	3	4	T
Jack Owen	15	6	17	8	46
Mark Anderson	15	18	16	13	62



#	Name	G	MIN	FGM	FGA	FG%	2PM	2PA	2P%	3PM	3PA	3P%	FTM	FTA	FT%	OREB	DREB	REB	AST	STL	BLK	TO	PF	DEF	PTS
0	Charles Peterson	1	28	5	15	0.333	5	15	0.333	0	0	0.000	0	3	0.000	4	2	6	0	2	0	2	0	0	10
0	Landen Anderson	1	14	0	3	0.000	0	2	0.000	0	1	0.000	0	0	0.000	3	3	6	0	0	0	2	0	0	0
0	David Anderson	0	0	0	0	0.000	0	0	0.000	0	0	0.000	0	0	0.000	0	0	0	0	0	0	0	0	0	0
0	Logan Tucker	1	26	3	10	0.300	3	8	0.375	0	2	0.000	2	4	0.500	2	9	11	1	2	1	5	5	0	8
0	Bridger Tucker	1	28	16	36	0.444	12	27	0.444	4	9	0.444	2	3	0.667	5	12	17	0	3	1	11	2	0	38
0	Craig Anderson	1	17	3	9	0.333	3	8	0.375	0	1	0.000	0	0	0.000	3	3	6	0	2	0	3	1	0	6
	TOTALS	1	28	27	73	0.370	23	60	0.383	4	13	0.308	4	10	0.400	17	29	46	1	9	2	23	8	0	62

