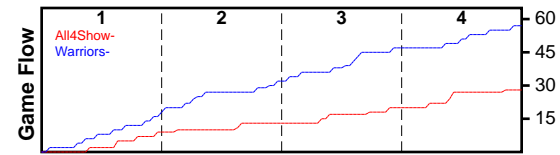


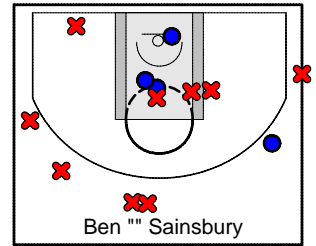


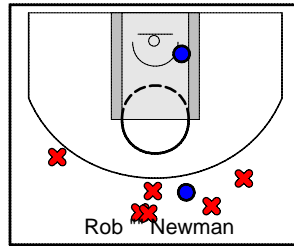
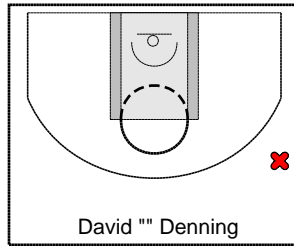
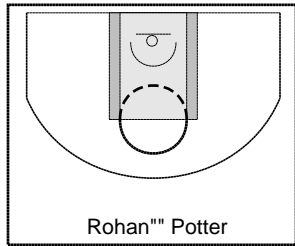
All4Show-

SF1 10/14/17 All4Show- at Warriors-

	1	2	3	4	T
All4Show-	9	4	7	8	28
Warriors-	18	14	15	10	57



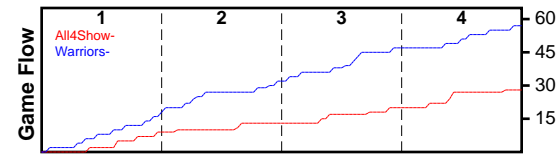
#	Name	G	MIN	FGM	FGA	FG%	2PM	2PA	2P%	3PM	3PA	3P%	FTM	FTA	FT%	OREB	DREB	REB	AST	STL	BLK	TO	PF	DEF	PTS
0	Rohan"" Potter	0	0	0	0	0.000	0	0	0.000	0	0	0.000	0	0	0.000	0	0	0	0	0	0	0	0	0	0
24	David "" Denning	1	40	0	1	0.000	0	0	0.000	0	1	0.000	0	0	0.000	0	2	2	0	0	0	1	3	0	0
23	Rob "" Newman	1	40	1	7	0.143	0	0	0.000	1	7	0.143	0	0	0.000	0	2	2	0	4	1	0	1	0	3
32	Tom"" Perez	1	40	4	11	0.364	3	8	0.375	1	3	0.333	1	2	0.500	2	1	3	1	0	3	1	0	0	10
7	James "" Stevens	1	40	1	6	0.167	1	6	0.167	0	0	0.000	3	5	0.600	3	0	3	1	5	0	1	1	1	5
8	Ben "" Sainsbury	1	40	4	15	0.267	4	9	0.444	0	6	0.000	2	4	0.500	0	4	4	2	0	0	3	2	3	10
TOTALS		1	40	10	40	0.250	8	23	0.348	2	17	0.118	6	11	0.545	5	9	14	4	9	4	6	7	4	28



Warriors-

SF1 10/14/17 All4Show- at Warriors-

	1	2	3	4	T
All4Show-	9	4	7	8	28
Warriors-	18	14	15	10	57



#	Name	G	MIN	FGM	FGA	FG%	2PM	2PA	2P%	3PM	3PA	3P%	FTM	FTA	FT%	OREB	DREB	REB	AST	STL	BLK	TO	PF	DEF	PTS
52	Steven " Favell	1	26	6	10	0.600	6	10	0.600	0	0	0.000	2	4	0.500	3	4	7	2	0	1	4	3	0	14
25	David " Peters	1	30	6	10	0.600	6	8	0.750	0	2	0.000	0	0	0.000	3	8	11	0	0	0	1	3	0	12
7	Steven " Barclay	1	26	5	6	0.833	5	6	0.833	0	0	0.000	1	1	1.000	0	2	2	5	1	0	1	0	0	11
23	Phil " Fraser	1	27	1	5	0.200	1	4	0.250	0	1	0.000	0	0	0.000	0	2	2	0	0	0	1	2	0	2
13	Cameron " Lamont	1	21	0	1	0.000	0	0	0.000	0	1	0.000	2	5	0.400	1	0	1	0	1	0	0	0	0	2
0	Cameron " Bucknell	0	0	0	0	0.000	0	0	0.000	0	0	0.000	0	0	0.000	0	0	0	0	0	0	0	0	0	0
20	Nik " Radulovich	1	20	1	2	0.500	1	2	0.500	0	0	0.000	0	0	0.000	0	2	2	1	2	0	2	1	0	2
11	Edward " Craft	1	28	3	6	0.500	3	5	0.600	0	1	0.000	0	0	0.000	1	1	2	1	1	1	0	1	0	6
21	Joshua " Barclay	1	24	4	6	0.667	4	6	0.667	0	0	0.000	0	1	0.000	2	4	6	1	0	2	1	2	0	8
TOTALS		1	40	26	46	0.565	26	41	0.634	0	5	0.000	5	11	0.455	10	23	33	10	5	4	10	12	0	57

