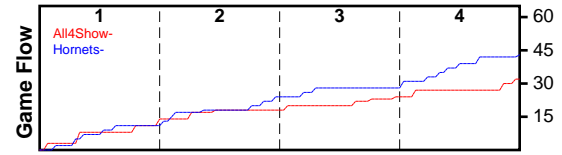


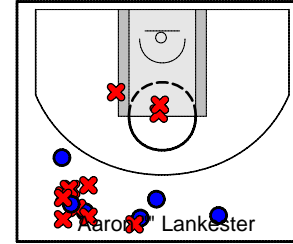


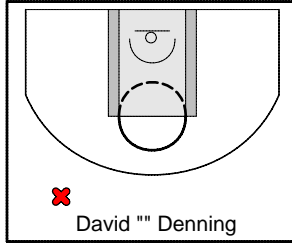
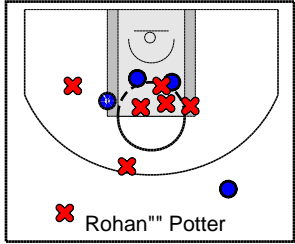
All4Show-

Rd23 8/12/17 All4Show- at Hornets-

	1	2	3	4	T
All4Show-	11	7	6	8	32
Hornets-	11	13	4	15	43



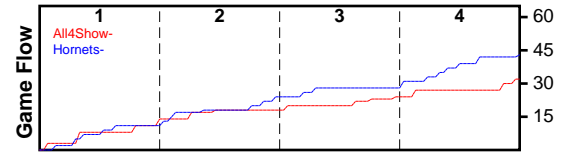
#	Name	G	MIN	FGM	FGA	FG%	2PM	2PA	2P%	3PM	3PA	3P%	FTM	FTA	FT%	OREB	DREB	REB	AST	STL	BLK	TO	PF	DEF	PTS
35	Rohan"" Potter	1	40	4	11	0.364	3	9	0.333	1	2	0.500	0	2	0.000	2	5	7	2	2	0	2	2	0	9
24	David "" Denning	1	40	0	1	0.000	0	0	0.000	0	1	0.000	0	0	0.000	1	7	8	1	1	0	5	2	0	0
23	Rob "" Newman	1	40	0	9	0.000	0	2	0.000	0	7	0.000	0	2	0.000	1	8	9	1	0	0	2	2	0	0
7	James "" Stevens	1	40	1	4	0.250	1	4	0.250	0	0	0.000	2	4	0.500	3	0	3	1	0	0	0	3	0	4
11	Aaron "" Lankester	1	40	6	18	0.333	0	3	0.000	6	15	0.400	1	2	0.500	2	1	3	3	0	0	7	2	0	19
TOTALS		1	40	11	43	0.256	4	18	0.222	7	25	0.280	3	10	0.300	9	21	30	8	3	0	16	11	0	32



Hornets-

Rd23 8/12/17 All4Show- at Hornets-

	1	2	3	4	T
All4Show-	11	7	6	8	32
Hornets-	11	13	4	15	43



#	Name	G	MIN	FGM	FGA	FG%	2PM	2PA	2P%	3PM	3PA	3P%	FTM	FTA	FT%	OREB	DREB	REB	AST	STL	BLK	TO	PF	DEF	PTS
9	Dion " Walters	1	30	2	8	0.250	2	6	0.333	0	2	0.000	2	4	0.500	2	10	12	4	4	0	1	3	0	6
33	Callum " Hogg	1	22	1	4	0.250	1	3	0.333	0	1	0.000	0	0	0.000	0	0	0	1	0	0	0	1	0	2
35	Arby " Marootians	0	0	0	0	0.000	0	0	0.000	0	0	0.000	0	0	0.000	0	0	0	0	0	0	0	0	0	0
0	Adam Jahnston	1	26	4	8	0.500	4	6	0.667	0	2	0.000	0	0	0.000	1	0	1	2	3	0	0	0	0	8
40	Steven "" Curnow	1	16	1	4	0.250	1	4	0.250	0	0	0.000	0	0	0.000	1	2	3	0	4	0	0	0	0	2
11	Paul " Gregory	1	36	5	9	0.556	3	6	0.500	2	3	0.667	0	0	0.000	0	7	7	1	0	0	0	1	0	12
6	Mike "" Moore	1	22	1	5	0.200	1	5	0.200	0	0	0.000	1	3	0.333	2	4	6	1	1	0	2	2	0	3
23	Tony " Mihaljevic	1	16	1	2	0.500	1	2	0.500	0	0	0.000	1	4	0.250	2	1	3	1	0	0	1	2	0	3
5	Jacob " Brims	1	35	3	10	0.300	2	4	0.500	1	6	0.167	0	0	0.000	3	0	3	1	1	0	0	0	0	7
TOTALS		1	40	18	50	0.360	15	36	0.417	3	14	0.214	4	11	0.364	11	24	35	11	13	0	4	9	0	43

