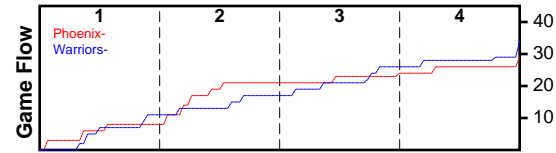


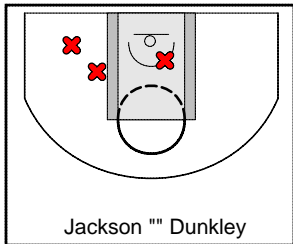
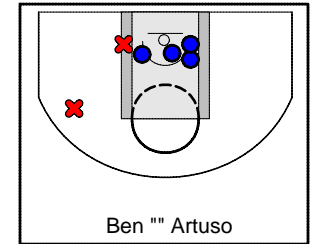
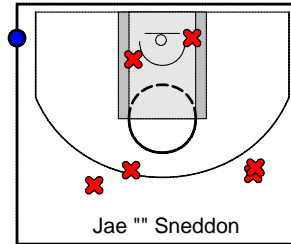
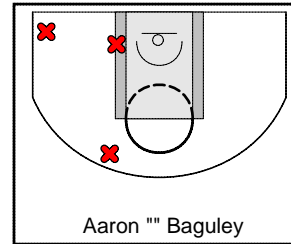
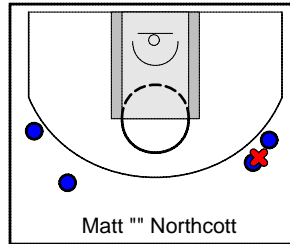
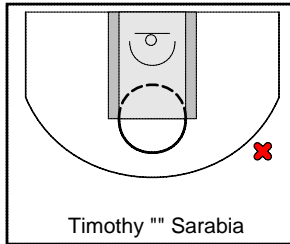
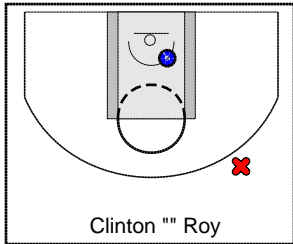
Phoenix-

Rd15 6/3/17 Phoenix- at Warriors-

	1	2	3	4	T
Phoenix-	8	13	3	5	29
Warriors-	11	6	9	8	34



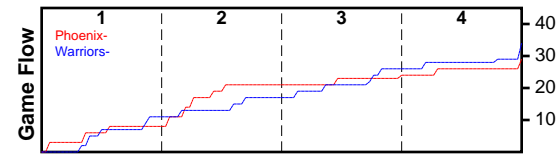
#	Name	G	MIN	FGM	FGA	FG%	2PM	2PA	2P%	3PM	3PA	3P%	FTM	FTA	FT%	OREB	DREB	REB	AST	STL	BLK	TO	PF	DEF	PTS
7	Clinton "" Roy	1	28	1	2	0.500	1	1	1.000	0	1	0.000	0	0	0.000	0	3	3	0	0	0	1	2	0	2
12	Timothy "" Sarabia	1	13	0	1	0.000	0	0	0.000	0	1	0.000	0	0	0.000	0	0	0	0	1	0	0	2	0	0
17	Matt "" Northcott	1	40	4	5	0.800	0	0	0.000	4	5	0.800	2	4	0.500	1	0	1	0	1	0	1	1	1	14
5	Aaron "" Baguley	1	39	0	3	0.000	0	3	0.000	0	0	0.000	0	0	0.000	1	8	9	5	0	0	1	1	0	0
14	Jae "" Sneddon	1	31	1	7	0.143	0	4	0.000	1	3	0.333	2	2	1.000	0	2	2	1	1	0	4	1	0	5
4	Ben "" Artuso	1	26	4	6	0.667	4	6	0.667	0	0	0.000	0	6	0.000	3	4	7	0	1	0	8	5	1	8
13	Jackson "" Dunkley	1	25	0	3	0.000	0	3	0.000	0	0	0.000	0	4	0.000	2	1	3	0	0	0	2	3	0	0
TOTALS		1	40	10	27	0.370	5	17	0.294	5	10	0.500	4	16	0.250	7	18	25	6	4	0	17	15	2	29



Warriors-

Rd15 6/3/17 Phoenix- at Warriors-

	1	2	3	4	T
Phoenix-	8	13	3	5	29
Warriors-	11	6	9	8	34



#	Name	G	MIN	FGM	FGA	FG%	2PM	2PA	2P%	3PM	3PA	3P%	FTM	FTA	FT%	OREB	DREB	REB	AST	STL	BLK	TO	PF	DEF	PTS
30	Steven " Favell	1	32	1	5	0.200	1	5	0.200	0	0	0.000	0	4	0.000	2	1	3	0	4	0	1	5	0	2
25	David " Peters	1	29	3	9	0.333	3	6	0.500	0	3	0.000	3	4	0.750	1	3	4	0	1	0	0	2	1	9
7	Steven " Barclay	1	34	3	9	0.333	3	8	0.375	0	1	0.000	0	2	0.000	0	1	1	2	1	0	1	2	2	6
20	Phil " Fraser	1	25	1	3	0.333	1	1	1.000	0	2	0.000	0	0	0.000	0	1	1	3	1	0	1	2	0	2
45	Cameron " Lamont	1	27	1	3	0.333	0	1	0.000	1	2	0.500	0	0	0.000	2	0	2	0	0	0	1	1	0	3
22	Nik " Radulovich	1	19	0	1	0.000	0	1	0.000	0	0	0.000	0	0	0.000	0	1	1	0	1	0	0	4	1	0
12	Joshua " Barclay	1	37	4	11	0.364	4	11	0.364	0	0	0.000	4	9	0.444	4	7	11	1	2	0	1	2	0	12
TOTALS		1	40	13	41	0.317	12	33	0.364	1	8	0.125	7	19	0.368	9	14	23	6	10	0	5	18	4	34

