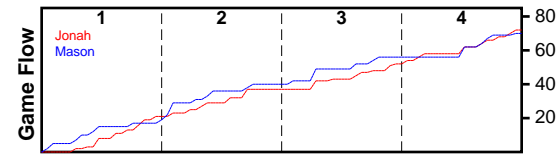


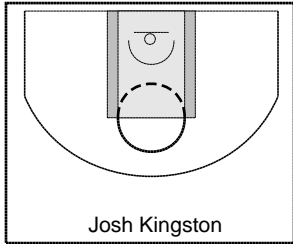

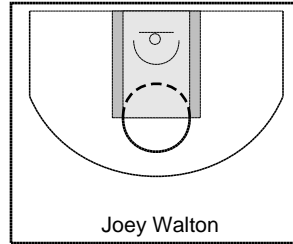
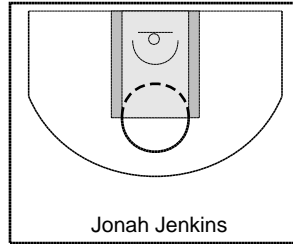

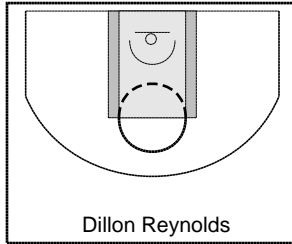
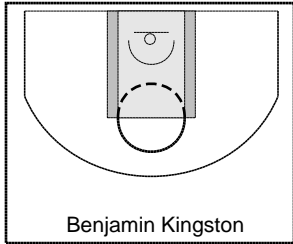
Jonah

10/23/24 Jonah at Mason

	1	2	3	4	T
Jonah	21	16	15	20	72
Mason	17	23	16	14	70



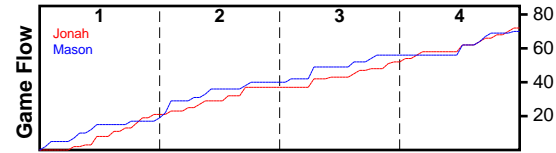
#	Name	G	MIN	FGM	FGA	FG%	2PM	2PA	2P%	3PM	3PA	3P%	FTM	FTA	FT%	OREB	DREB	REB	AST	STL	BLK	TO	PF	DEF	PTS
0	Benjamin Kingston	1	7	0	2	0.000	0	1	0.000	0	1	0.000	1	2	0.500	0	0	0	0	1	0	0	0	0	1
0	Dillon Reynolds	1	16	3	6	0.500	2	4	0.500	1	2	0.500	0	0	0.000	2	1	3	1	0	0	1	0	0	7
0	Lucas Jenkins	1	16	2	4	0.500	1	2	0.500	1	2	0.500	4	4	1.000	0	2	2	0	0	1	1	1	0	9
0	Jonah Jenkins	1	28	9	21	0.429	9	19	0.474	0	2	0.000	7	8	0.875	3	5	8	4	1	1	4	3	0	25
0	Joey Walton	1	26	3	6	0.500	3	6	0.500	0	0	0.000	5	5	1.000	3	5	8	2	1	1	1	1	0	11
0	Garrett Jenkins	1	28	6	15	0.400	4	11	0.364	2	4	0.500	4	7	0.571	1	6	7	4	1	1	3	2	0	18
0	Josh Kingston	1	22	0	3	0.000	0	1	0.000	0	2	0.000	1	2	0.500	0	5	5	0	0	2	0	1	0	1
	TOTALS	1	28	23	57	0.404	19	44	0.432	4	13	0.308	22	28	0.786	9	24	33	11	4	6	10	8	0	72



Mason

10/23/24 Jonah at Mason

	1	2	3	4	T
Jonah	21	16	15	20	72
Mason	17	23	16	14	70



#	Name	G	MIN	FGM	FGA	FG%	2PM	2PA	2P%	3PM	3PA	3P%	FTM	FTA	FT%	OREB	DREB	REB	AST	STL	BLK	TO	PF	DEF	PTS
0	Peter Kingston	1	15	5	7	0.714	5	7	0.714	0	0	0.000	0	0	0.000	3	4	7	0	0	0	2	6	0	10
0	Jacob Kingston	1	26	3	16	0.188	0	3	0.000	3	13	0.231	0	0	0.000	1	4	5	2	0	0	2	4	0	9
0	Kade Taylor	1	28	7	13	0.538	4	9	0.444	3	4	0.750	0	0	0.000	5	6	11	4	2	1	2	3	0	17
0	Troy Jenkins	1	28	6	18	0.333	2	6	0.333	4	12	0.333	3	5	0.600	2	3	5	4	3	0	5	4	0	19
0	Abel Jenkins	1	28	7	13	0.538	6	8	0.750	1	5	0.200	0	0	0.000	3	3	6	4	0	0	1	4	0	15
0	James Obrien Jr.	1	16	0	7	0.000	0	4	0.000	0	3	0.000	0	0	0.000	2	5	7	0	2	0	1	3	0	0
0	Mason Peterson	0	0	0	0	0.000	0	0	0.000	0	0	0.000	0	0	0.000	0	0	0	0	0	0	0	0	0	0
	TOTALS	1	28	28	74	0.378	17	37	0.459	11	37	0.297	3	5	0.600	16	25	41	14	7	1	13	24	0	70

