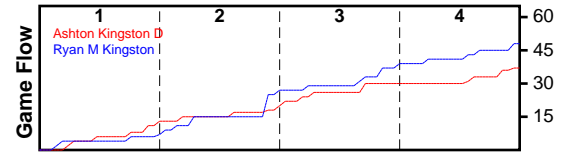


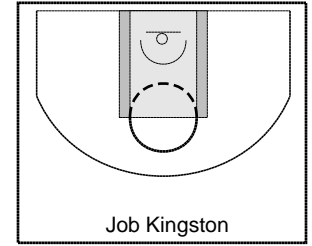
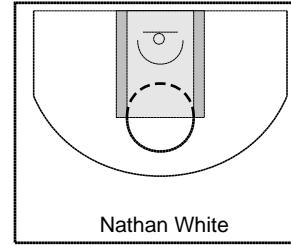
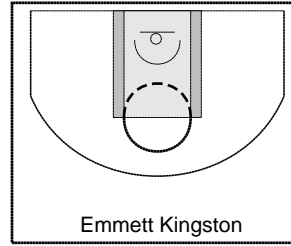
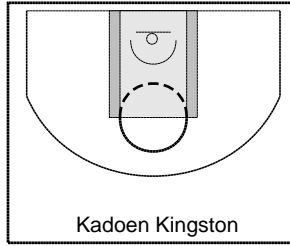
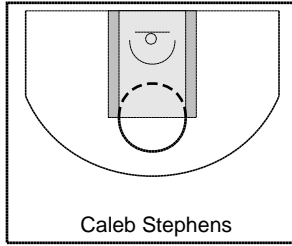
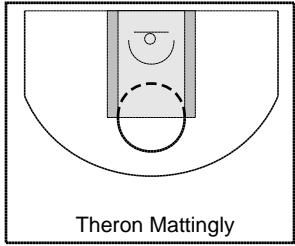
Ashton Kingston D

11/11/24 Ashton Kingston D at Ryan M Kingston

	1	2	3	4	T
Ashton Kingston D	13	5	12	7	37
Ryan M Kingston	7	20	10	11	48



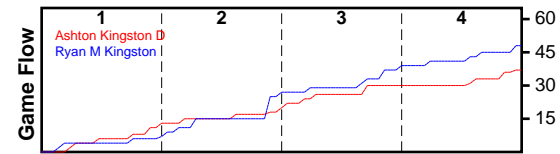
#	Name	G	MIN	FGM	FGA	FG%	2PM	2PA	2P%	3PM	3PA	3P%	FTM	FTA	FT%	OREB	DREB	REB	AST	STL	BLK	TO	PF	DEF	PTS
0	Theron Mattingly	1	28	5	17	0.294	5	10	0.500	0	7	0.000	0	2	0.000	3	11	14	1	3	1	1	3	0	10
0	Caleb Stephens	1	22	5	9	0.556	5	9	0.556	0	0	0.000	0	2	0.000	8	2	10	0	2	1	6	1	0	10
0	Kadoen Kingston	1	8	0	3	0.000	0	2	0.000	0	1	0.000	1	2	0.500	0	0	0	0	0	0	0	0	0	1
0	Emmett Kingston	1	7	0	2	0.000	0	0	0.000	0	2	0.000	0	0	0.000	1	0	1	0	0	0	1	0	0	0
0	Nathan White	1	28	3	19	0.158	3	16	0.188	0	3	0.000	3	4	0.750	3	7	10	1	8	1	11	6	0	9
0	Job Kingston	1	22	2	8	0.250	1	2	0.500	1	6	0.167	2	4	0.500	1	3	4	0	2	0	5	3	0	7
TOTALS		1	28	15	58	0.259	14	39	0.359	1	19	0.053	6	14	0.429	16	23	39	2	15	3	24	13	0	37



Ryan M Kingston

11/11/24 Ashton Kingston D at Ryan M Kingston

	1	2	3	4	T
Ashton Kingston D	13	5	12	7	37
Ryan M Kingston	7	20	10	11	48



#	Name	G	MIN	FGM	FGA	FG%	2PM	2PA	2P%	3PM	3PA	3P%	FTM	FTA	FT%	OREB	DREB	REB	AST	STL	BLK	TO	PF	DEF	PTS
0	Jaden Sessions	1	9	1	2	0.500	1	1	1.000	0	1	0.000	0	0	0.000	0	0	0	0	0	0	1	0	0	2
0	Dalan Jenkins	1	28	5	21	0.238	5	19	0.263	0	2	0.000	1	7	0.143	4	3	7	2	6	0	8	4	0	11
0	James Jenkins	1	28	5	11	0.455	5	11	0.455	0	0	0.000	0	0	0.000	6	5	11	3	5	0	4	2	0	10
0	Ryan M Kingston	1	1	0	0	0.000	0	0	0.000	0	0	0.000	0	0	0.000	0	0	0	0	0	0	0	0	0	0
0	Andrew Anderson	1	20	2	12	0.167	2	7	0.286	0	5	0.000	0	0	0.000	1	5	6	1	1	0	6	0	0	4
0	Corbin Jenkins	1	28	10	19	0.526	10	17	0.588	0	2	0.000	1	2	0.500	6	12	18	2	6	0	5	3	0	21
	TOTALS	1	28	23	65	0.354	23	55	0.418	0	10	0.000	2	9	0.222	17	25	42	8	18	0	24	9	0	48

