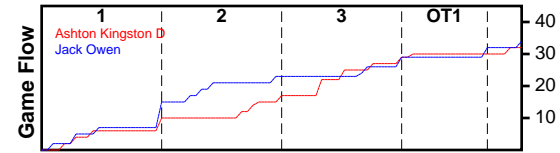


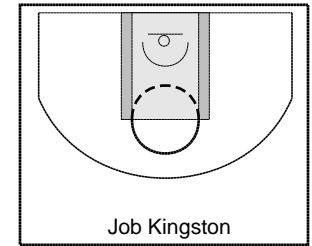
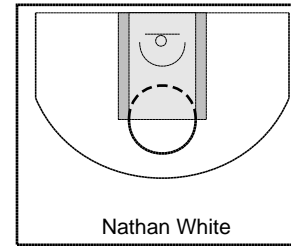
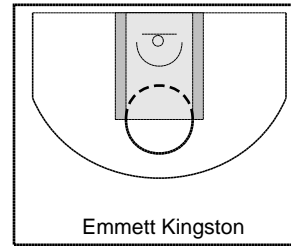
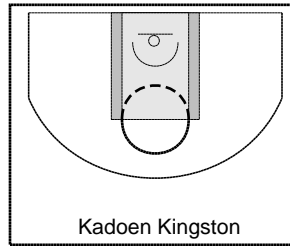
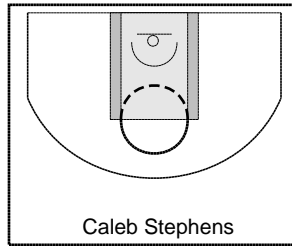
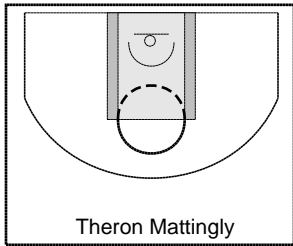
Ashton Kingston D

10/7/24 Ashton Kingston D at Jack Owen

	1	2	3	OT1	T
Ashton Kingston D	10	7	12	0	32
Jack Owen	15	8	6	2	34



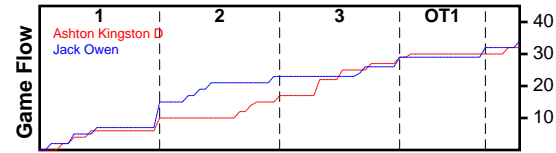
#	Name	G	MIN	FGM	FGA	FG%	2PM	2PA	2P%	3PM	3PA	3P%	FTM	FTA	FT%	OREB	DREB	REB	AST	STL	BLK	TO	PF	DEF	PTS
0	Theron Mattingly	1	21	4	18	0.222	4	17	0.235	0	1	0.000	0	2	0.000	7	10	17	1	0	0	3	3	1	8
0	Caleb Stephens	1	24	2	5	0.400	2	5	0.400	0	0	0.000	0	1	0.000	4	7	11	0	0	2	0	0	1	4
0	Kadoen Kingston	1	12	0	2	0.000	0	0	0.000	0	2	0.000	0	0	0.000	0	0	0	0	0	0	1	2	0	0
0	Emmett Kingston	1	12	1	8	0.125	1	4	0.250	0	4	0.000	0	0	0.000	1	2	3	0	0	0	0	2	1	2
0	Nathan White	1	24	6	27	0.222	5	19	0.263	1	8	0.125	2	3	0.667	2	6	8	4	4	4	10	2	0	15
0	Job Kingston	1	21	1	8	0.125	0	5	0.000	1	3	0.333	0	0	0.000	2	3	5	0	2	0	1	1	0	3
	TOTALS	1	28	14	68	0.206	12	50	0.240	2	18	0.111	2	6	0.333	16	28	44	5	6	6	15	10	3	32



Jack Owen

10/7/24 Ashton Kingston D at Jack Owen

	1	2	3	OT1	T
Ashton Kingston D	10	7	12	0	32
Jack Owen	15	8	6	2	34



#	Name	G	MIN	FGM	FGA	FG%	2PM	2PA	2P%	3PM	3PA	3P%	FTM	FTA	FT%	OREB	DREB	REB	AST	STL	BLK	TO	PF	DEF	PTS
0	William Keaton	1	28	9	26	0.346	8	20	0.400	1	6	0.167	2	2	1.000	1	14	15	2	2	3	4	4	0	21
0	Peter Martin	0	0	0	0	0.000	0	0	0.000	0	0	0.000	0	0	0.000	0	0	0	0	0	0	0	0	0	0
0	Nathan Stoddard	1	28	2	15	0.133	0	5	0.000	2	10	0.200	0	2	0.000	3	5	8	3	2	3	2	0	0	6
0	Jason Kendrick	1	28	1	8	0.125	1	7	0.143	0	1	0.000	1	2	0.500	3	3	6	0	2	1	6	0	1	3
0	Jack Owen	1	22	2	10	0.200	2	6	0.333	0	4	0.000	0	1	0.000	5	4	9	1	2	0	1	0	1	4
0	Cade Stoddard	1	7	0	3	0.000	0	3	0.000	0	0	0.000	0	0	0.000	1	0	1	0	0	0	0	1	0	0
	TOTALS	1	28	14	62	0.226	11	41	0.268	3	21	0.143	3	7	0.429	13	26	39	6	8	7	13	5	2	34

