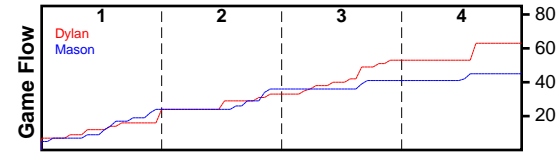



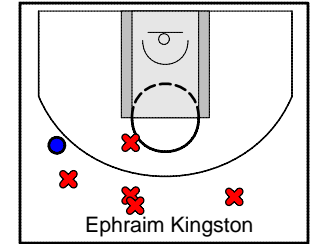

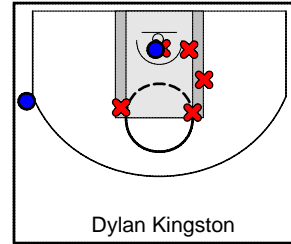
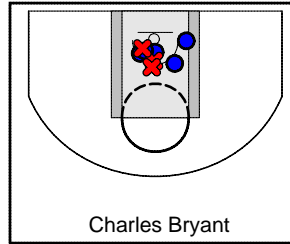
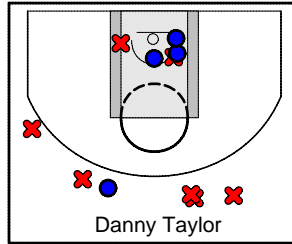
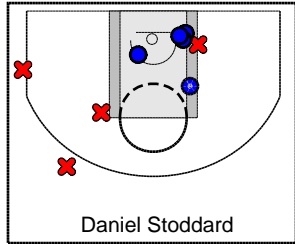
Dylan

9/18/24 Dylan at Mason

	1	2	3	4	T
Dylan	16	17	20	10	63
Mason	24	12	5	4	45



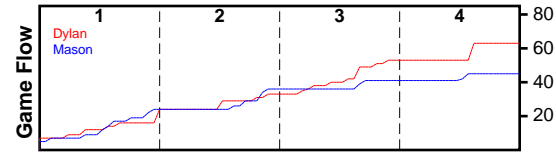
#	Name	G	MIN	FGM	FGA	FG%	2PM	2PA	2P%	3PM	3PA	3P%	FTM	FTA	FT%	OREB	DREB	REB	AST	STL	BLK	TO	PF	DEF	PTS
0	Daniel Stoddard	1	21	4	9	0.444	4	7	0.571	0	2	0.000	1	1	1.000	2	5	7	0	0	1	3	2	0	9
0	Danny Taylor	1	26	4	11	0.364	3	5	0.600	1	6	0.167	2	3	0.667	2	3	5	2	1	0	1	3	0	11
0	Charles Bryant	1	14	5	8	0.625	5	8	0.625	0	0	0.000	1	1	1.000	7	4	11	0	2	0	1	1	0	11
0	Dylan Kingston	1	18	1	7	0.143	1	7	0.143	0	0	0.000	0	0	0.000	5	5	10	2	7	1	2	2	0	2
0	William Mckenna	1	14	0	4	0.000	0	2	0.000	0	2	0.000	0	0	0.000	0	2	2	1	0	0	1	1	0	0
0	Ephraim Kingston	1	21	1	7	0.143	0	2	0.000	1	5	0.200	0	0	0.000	0	3	3	1	2	0	4	4	0	3
0	Brady Jenkins	1	27	11	24	0.458	9	17	0.529	2	7	0.286	5	6	0.833	1	8	9	4	0	0	1	4	0	29
	TOTALS	1	28	26	70	0.371	22	48	0.458	4	22	0.182	9	11	0.818	17	30	47	10	12	2	13	17	0	65



Mason

9/18/24 Dylan at Mason

	1	2	3	4	T
Dylan	16	17	20	10	63
Mason	24	12	5	4	45



#	Name	G	MIN	FGM	FGA	FG%	2PM	2PA	2P%	3PM	3PA	3P%	FTM	FTA	FT%	OREB	DREB	REB	AST	STL	BLK	TO	PF	DEF	PTS
0	Peter Kingston	1	27	0	2	0.000	0	1	0.000	0	1	0.000	2	2	1.000	1	4	5	0	1	1	0	2	0	2
0	Jacob Kingston	1	11	0	4	0.000	0	2	0.000	0	2	0.000	0	0	0.000	1	2	3	1	0	0	0	2	0	0
0	Kade Taylor	1	28	2	8	0.250	1	2	0.500	1	6	0.167	0	2	0.000	5	4	9	2	1	1	4	2	0	5
0	Troy Jenkins	1	28	7	22	0.318	4	9	0.444	3	13	0.231	3	4	0.750	0	4	4	3	1	0	9	4	0	20
0	Abel Jenkins	1	15	4	7	0.571	3	4	0.750	1	3	0.333	0	0	0.000	3	3	6	2	1	1	2	0	0	9
0	James Obrien Jr.	1	15	0	5	0.000	0	3	0.000	0	2	0.000	0	0	0.000	1	0	1	0	0	0	1	1	0	0
0	Mason Peterson	1	19	3	12	0.250	0	1	0.000	3	11	0.273	0	0	0.000	1	6	7	1	1	0	2	0	0	9
	TOTALS	1	28	16	60	0.267	8	22	0.364	8	38	0.211	5	8	0.625	12	23	35	9	5	3	18	11	0	45

