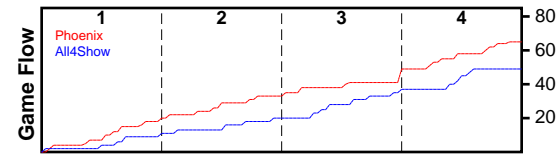


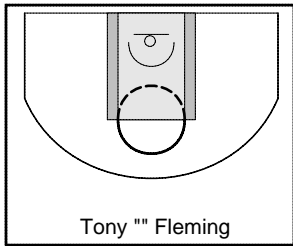
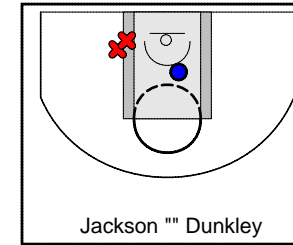
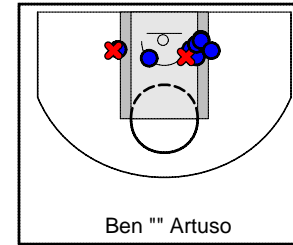
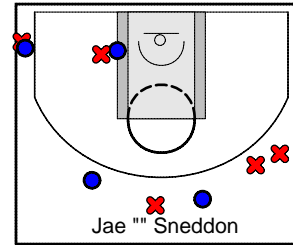
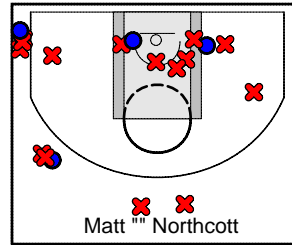
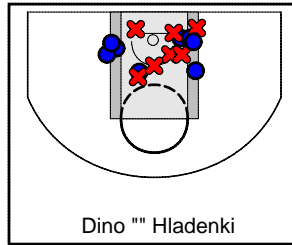
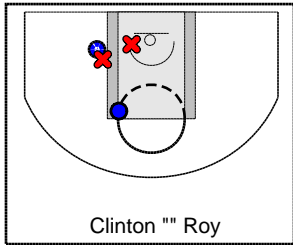
Phoenix

(Filcom Rd1) 2/11/17 Phoenix at All4Show

	1	2	3	4	T
Phoenix	18	15	13	19	65
All4Show	11	9	15	14	49



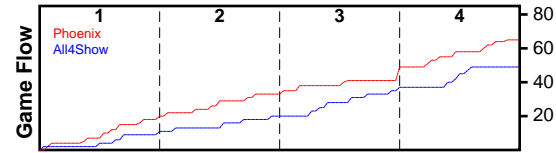
#	Name	G	MIN	FGM	FGA	FG%	2PM	2PA	2P%	3PM	3PA	3P%	FTM	FTA	FT%	OREB	DREB	REB	AST	STL	BLK	TO	PF	DEF	PTS
7	Clinton "" Roy	1	33	2	4	0.500	2	4	0.500	0	0	0.000	1	2	0.500	0	5	5	5	0	0	3	2	0	5
55	Dino "" Hladenki	1	40	8	16	0.500	8	16	0.500	0	0	0.000	4	5	0.800	7	3	10	0	2	0	0	0	0	20
17	Matt "" Northcott	1	39	4	19	0.211	1	9	0.111	3	10	0.300	1	1	1.000	2	5	7	7	2	1	5	0	0	12
14	Jae "" Sneddon	1	29	4	9	0.444	1	2	0.500	3	7	0.429	0	0	0.000	2	1	3	1	2	0	2	1	0	11
4	Ben "" Artuso	1	34	7	10	0.700	7	10	0.700	0	0	0.000	0	0	0.000	7	8	15	2	1	2	6	2	0	14
13	Jackson "" Dunkley	1	28	1	4	0.250	1	4	0.250	0	0	0.000	1	1	1.000	3	1	4	1	1	0	0	4	0	3
25	Tony "" Fleming	0	0	0	0	0.000	0	0	0.000	0	0	0.000	0	0	0.000	0	0	0	0	0	0	0	0	0	0
TOTALS		1	40	26	62	0.419	20	45	0.444	6	17	0.353	7	9	0.778	21	23	44	16	8	3	16	9	0	65



All4Show

(Filcom Rd1) 2/11/17 Phoenix at All4Show

	1	2	3	4	T
Phoenix	18	15	13	19	65
All4Show	11	9	15	14	49



#	Name	G	MIN	FGM	FGA	FG%	2PM	2PA	2P%	3PM	3PA	3P%	FTM	FTA	FT%	OREB	DREB	REB	AST	STL	BLK	TO	PF	DEF	PTS
24	David "" Denning	1	6	0	0	0.000	0	0	0.000	0	0	0.000	0	0	0.000	1	0	1	0	0	0	0	1	0	0
23	Rob "" Newman	1	25	2	5	0.400	0	0	0.000	2	5	0.400	0	0	0.000	0	2	2	0	1	0	1	0	0	6
32	Tom "" Perez	1	37	0	5	0.000	0	1	0.000	0	4	0.000	0	0	0.000	1	3	4	3	1	1	3	1	0	0
7	James "" Stevens	1	37	2	7	0.286	2	6	0.333	0	1	0.000	0	0	0.000	2	1	3	2	4	1	0	3	0	4
3	Ashley "" Killard	1	24	0	1	0.000	0	1	0.000	0	0	0.000	0	0	0.000	0	2	2	4	0	0	2	0	0	0
8	Ben "" Sainsbury	1	37	8	17	0.471	5	11	0.455	3	6	0.500	0	1	0.000	1	5	6	4	5	1	4	3	0	19
11	Aaron "" Lankester	1	36	9	16	0.562	7	9	0.778	2	7	0.286	0	0	0.000	0	0	0	0	1	0	4	2	0	20
TOTALS		1	40	21	51	0.412	14	28	0.500	7	23	0.304	0	1	0.000	5	13	18	13	12	3	14	10	0	49

