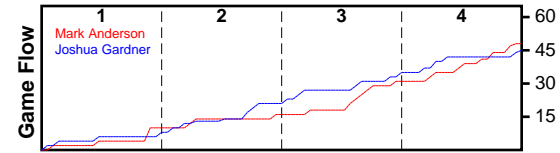


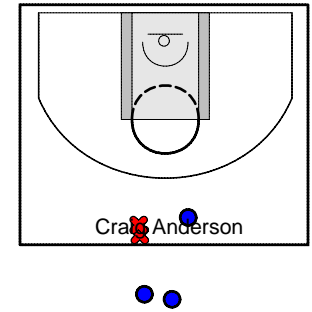
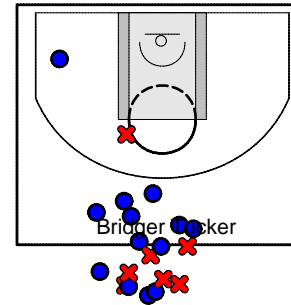
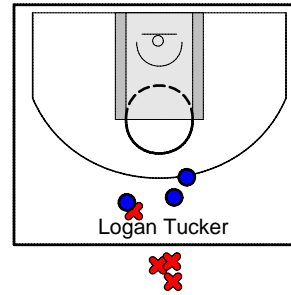
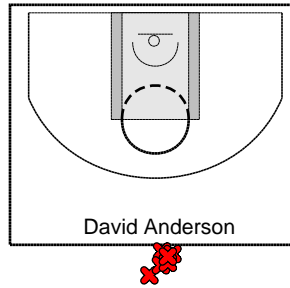
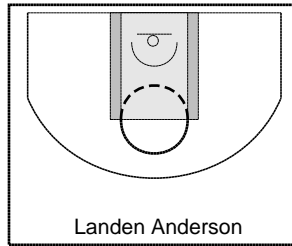
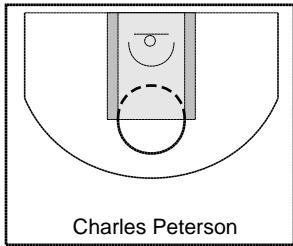
Mark Anderson

10/7/24 Mark Anderson at Joshua Gardner

	1	2	3	4	T
Mark Anderson	10	6	15	17	48
Joshua Gardner	6	15	12	12	45



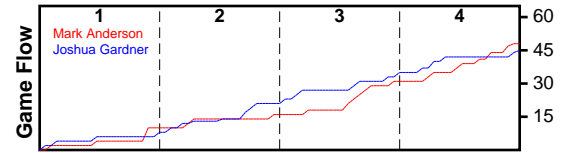
#	Name	G	MIN	FGM	FGA	FG%	2PM	2PA	2P%	3PM	3PA	3P%	FTM	FTA	FT%	OREB	DREB	REB	AST	STL	BLK	TO	PF	DEF	PTS
0	Charles Peterson	0	0	0	0	0.000	0	0	0.000	0	0	0.000	0	0	0.000	0	0	0	0	0	0	0	0	0	0
0	Landen Anderson	0	0	0	0	0.000	0	0	0.000	0	0	0.000	0	0	0.000	0	0	0	0	0	0	0	0	0	0
0	David Anderson	1	28	0	7	0.000	0	7	0.000	0	0	0.000	0	0	0.000	4	4	8	1	2	0	7	2	1	0
0	Logan Tucker	1	28	5	12	0.417	5	11	0.455	0	1	0.000	0	3	0.000	2	7	9	1	5	0	6	5	1	10
0	Bridger Tucker	1	28	13	25	0.520	11	19	0.579	2	6	0.333	4	13	0.308	3	9	12	0	4	5	15	6	0	32
0	Craig Anderson	1	28	3	9	0.333	3	9	0.333	0	0	0.000	0	0	0.000	5	5	10	2	3	0	9	1	2	6
	TOTALS	1	28	21	53	0.396	19	46	0.413	2	7	0.286	4	16	0.250	14	25	39	4	14	5	37	14	4	48



Joshua Gardner

10/7/24 Mark Anderson at Joshua Gardner

	1	2	3	4	T
Mark Anderson	10	6	15	17	48
Joshua Gardner	6	15	12	12	45



#	Name	G	MIN	FGM	FGA	FG%	2PM	2PA	2P%	3PM	3PA	3P%	FTM	FTA	FT%	OREB	DREB	REB	AST	STL	BLK	TO	PF	DEF	PTS
0	Tristan Johnson	1	21	4	9	0.444	4	8	0.500	0	1	0.000	1	2	0.500	4	2	6	0	1	0	2	1	1	9
0	Ivan Stoddard	1	7	0	0	0.000	0	0	0.000	0	0	0.000	0	0	0.000	0	1	1	0	1	0	1	1	0	0
0	Casey Stowell	1	28	5	14	0.357	5	12	0.417	0	2	0.000	0	6	0.000	7	9	16	1	12	0	5	5	2	10
0	Kevin Kingston	1	28	5	25	0.200	5	11	0.455	0	14	0.000	2	7	0.286	3	3	6	1	7	1	2	6	1	12
0	Parker Stephens	1	28	5	25	0.200	3	13	0.231	2	12	0.167	2	5	0.400	2	3	5	3	4	0	8	5	1	14
0	Joshua Gardner	1	1	0	0	0.000	0	0	0.000	0	0	0.000	0	0	0.000	0	0	0	0	0	0	0	0	0	0
	TOTALS	1	28	19	73	0.260	17	44	0.386	2	29	0.069	5	20	0.250	16	18	34	5	25	1	18	18	5	45

