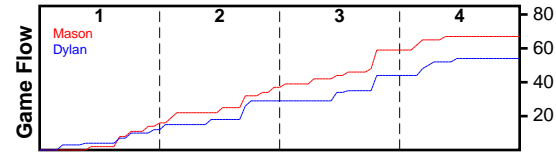


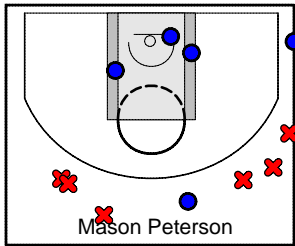

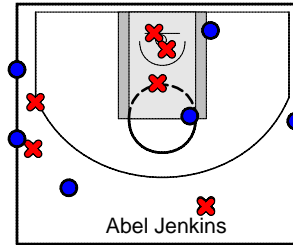
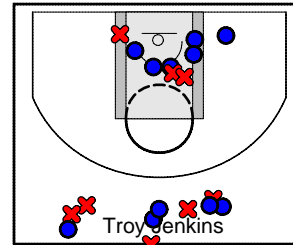
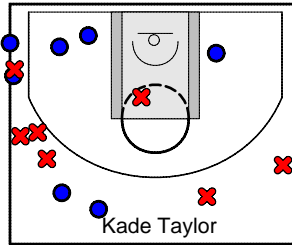
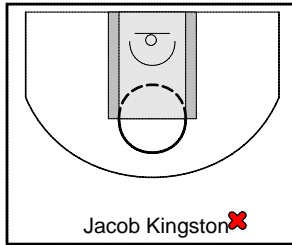
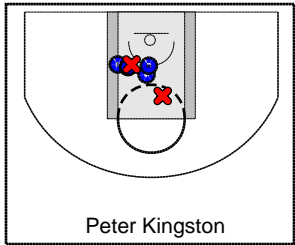
Mason

11/6/24 Mason at Dylan

	1	2	3	4	T
Mason	14	23	22	8	67
Dylan	12	17	15	10	54



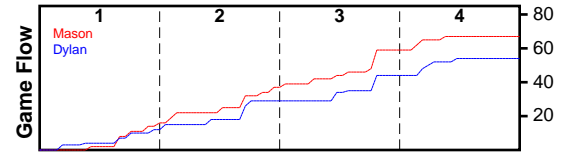
#	Name	G	MIN	FGM	FGA	FG%	2PM	2PA	2P%	3PM	3PA	3P%	FTM	FTA	FT%	OREB	DREB	REB	AST	STL	BLK	TO	PF	DEF	PTS
0	Peter Kingston	1	18	3	5	0.600	3	5	0.600	0	0	0.000	0	0	0.000	3	2	5	1	0	1	0	6	0	6
0	Jacob Kingston	1	7	0	1	0.000	0	0	0.000	0	1	0.000	0	0	0.000	0	0	0	0	0	0	1	0	0	0
0	Kade Taylor	1	28	4	11	0.364	0	1	0.000	4	10	0.400	0	0	0.000	1	12	13	0	1	3	3	4	0	12
0	Troy Jenkins	1	28	10	19	0.526	5	8	0.625	5	11	0.455	4	4	1.000	0	6	6	10	3	1	2	3	0	29
0	Abel Jenkins	1	28	5	16	0.312	1	8	0.125	4	8	0.500	0	0	0.000	1	3	4	1	2	3	2	0	0	14
0	James Obrien Jr.	1	15	0	2	0.000	0	0	0.000	0	2	0.000	0	0	0.000	1	0	1	0	0	0	0	2	0	0
0	Mason Peterson	1	18	2	8	0.250	0	0	0.000	2	8	0.250	0	0	0.000	0	4	4	0	0	3	3	1	0	6
	TOTALS	1	28	24	62	0.387	9	22	0.409	15	40	0.375	4	4	1.000	6	27	33	12	6	11	11	16	0	67



Dylan

11/6/24 Mason at Dylan

	1	2	3	4	T
Mason	14	23	22	8	67
Dylan	12	17	15	10	54



#	Name	G	MIN	FGM	FGA	FG%	2PM	2PA	2P%	3PM	3PA	3P%	FTM	FTA	FT%	OREB	DREB	REB	AST	STL	BLK	TO	PF	DEF	PTS
0	Daniel Stoddard	1	28	4	8	0.500	2	6	0.333	2	2	1.000	2	2	1.000	1	2	3	2	3	1	2	1	0	12
0	Danny Taylor	1	0	0	0	0.000	0	0	0.000	0	0	0.000	0	0	0.000	0	0	0	0	0	0	0	0	0	0
0	Charles Bryant	1	27	2	8	0.250	2	7	0.286	0	1	0.000	1	6	0.167	9	11	20	1	2	0	0	1	0	5
0	Dylan Kingston	1	23	2	3	0.667	2	3	0.667	0	0	0.000	0	0	0.000	2	3	5	1	1	0	2	1	0	4
0	William Mckenna	1	7	0	2	0.000	0	1	0.000	0	1	0.000	0	0	0.000	1	1	2	0	0	0	0	1	0	0
0	Ephraim Kingston	1	28	6	17	0.353	3	8	0.375	3	9	0.333	3	5	0.600	0	4	4	2	2	0	3	2	0	18
0	Brady Jenkins	1	28	5	27	0.185	3	15	0.200	2	12	0.167	3	6	0.500	1	5	6	5	0	1	5	3	0	15
	TOTALS	1	28	19	65	0.292	12	40	0.300	7	25	0.280	9	19	0.474	14	26	40	11	8	2	12	9	0	54

