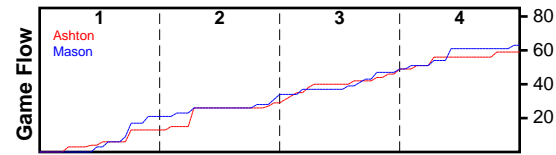


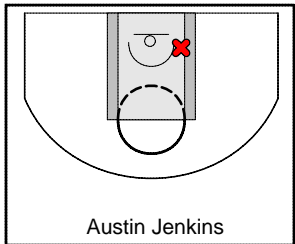
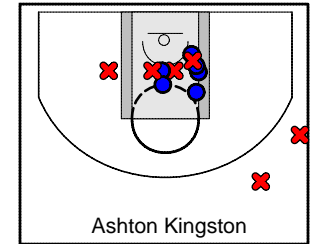

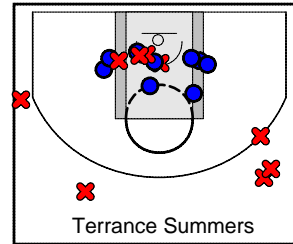
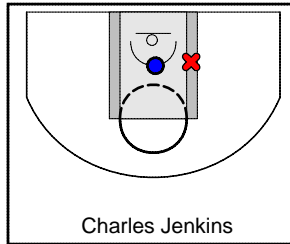
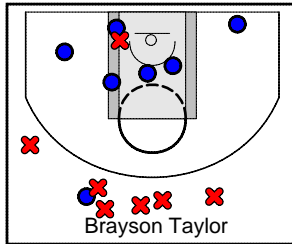
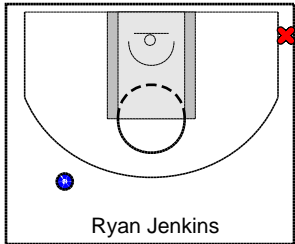
Ashton

10/24 Ashton at Mason

	1	2	3	4	T
Ashton	13	16	20	10	59
Mason	21	10	18	14	63



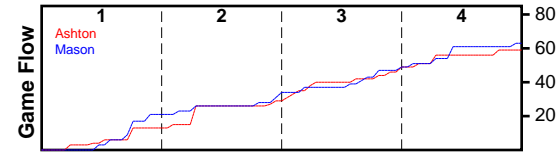
#	Name	G	MIN	FGM	FGA	FG%	2PM	2PA	2P%	3PM	3PA	3P%	FTM	FTA	FT%	OREB	DREB	REB	AST	STL	BLK	TO	PF	DEF	PTS
0	Ryan Jenkins	1	18	1	3	0.333	0	1	0.000	1	2	0.500	0	0	0.000	2	0	2	0	2	0	0	3	0	3
0	Brayson Taylor	1	28	7	15	0.467	6	7	0.857	1	8	0.125	5	6	0.833	1	9	10	3	0	0	5	2	0	20
0	Charles Jenkins	1	11	0	1	0.000	0	1	0.000	0	0	0.000	1	2	0.500	0	1	1	1	1	1	1	0	0	1
0	Terrance Summers	1	28	5	14	0.357	5	9	0.556	0	5	0.000	1	2	0.500	3	3	6	3	0	4	0	2	0	11
0	Kale Jenkins	1	18	3	7	0.429	1	1	1.000	2	6	0.333	0	0	0.000	0	4	4	1	2	3	3	4	0	8
0	Ashton Kingston	1	28	5	13	0.385	5	10	0.500	0	3	0.000	6	7	0.857	2	7	9	0	1	1	2	0	0	16
0	Austin Jenkins	1	11	0	1	0.000	0	1	0.000	0	0	0.000	0	0	0.000	0	0	0	0	0	0	0	0	0	0
	TOTALS	1	28	21	54	0.389	17	30	0.567	4	24	0.167	13	17	0.765	8	24	32	8	6	9	11	11	0	59



Mason

10/2/24 Ashton at Mason

	1	2	3	4	T
Ashton	13	16	20	10	59
Mason	21	10	18	14	63



#	Name	G	MIN	FGM	FGA	FG%	2PM	2PA	2P%	3PM	3PA	3P%	FTM	FTA	FT%	OREB	DREB	REB	AST	STL	BLK	TO	PF	DEF	PTS
0	Peter Kingston	1	19	5	7	0.714	5	7	0.714	0	0	0.000	0	1	0.000	0	4	4	0	2	1	1	2	0	10
0	Jacob Kingston	1	11	2	8	0.250	2	5	0.400	0	3	0.000	0	0	0.000	1	2	3	1	0	0	1	0	0	4
0	Kade Taylor	1	28	3	9	0.333	1	6	0.167	2	3	0.667	0	0	0.000	3	12	15	6	2	1	0	2	0	8
0	Troy Jenkins	1	28	6	16	0.375	3	6	0.500	3	10	0.300	6	7	0.857	1	4	5	1	3	0	7	1	0	21
0	Abel Jenkins	1	28	5	14	0.357	1	6	0.167	4	8	0.500	3	4	0.750	1	3	4	2	1	2	1	3	0	17
0	James Obrien Jr.	1	18	0	5	0.000	0	4	0.000	0	1	0.000	0	0	0.000	1	0	1	0	1	0	2	1	0	0
0	Mason Peterson	1	10	1	3	0.333	0	0	0.000	1	3	0.333	0	0	0.000	0	1	1	0	0	0	0	0	0	3
	TOTALS	1	28	22	62	0.355	12	34	0.353	10	28	0.357	9	12	0.750	7	26	33	10	9	4	12	9	0	63

