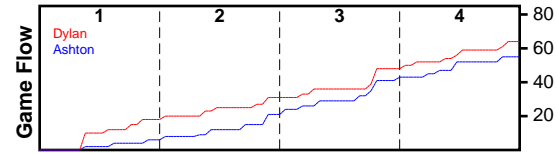


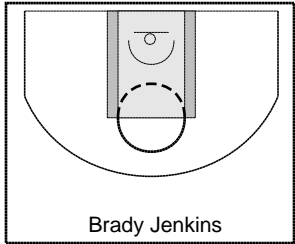
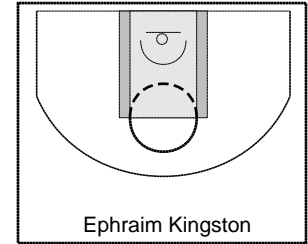
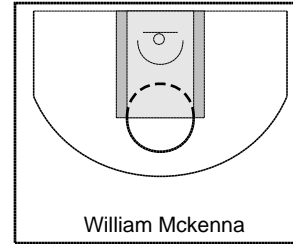
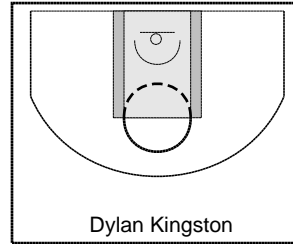
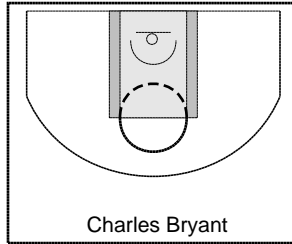
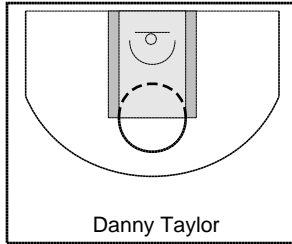
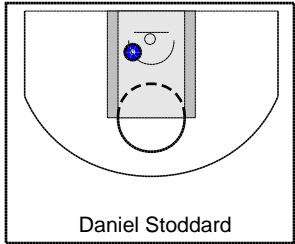
Dylan

10/23/24 Dylan at Ashton

	1	2	3	4	T
Dylan	18	13	17	16	64
Ashton	6	15	20	14	55



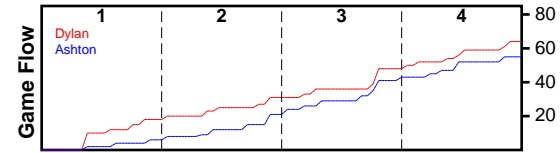
#	Name	G	MIN	FGM	FGA	FG%	2PM	2PA	2P%	3PM	3PA	3P%	FTM	FTA	FT%	OREB	DREB	REB	AST	STL	BLK	TO	PF	DEF	PTS
0	Daniel Stoddard	1	27	7	14	0.500	3	6	0.500	4	8	0.500	0	1	0.000	4	2	6	2	0	0	1	3	0	18
0	Danny Taylor	1	25	1	13	0.077	1	10	0.100	0	3	0.000	0	0	0.000	8	8	16	2	2	0	3	3	0	2
0	Charles Bryant	1	17	7	11	0.636	7	10	0.700	0	1	0.000	0	5	0.000	3	10	13	0	0	0	1	2	0	14
0	Dylan Kingston	1	9	0	1	0.000	0	1	0.000	0	0	0.000	0	0	0.000	1	1	2	0	0	0	0	1	0	0
0	William Mckenna	1	12	0	4	0.000	0	1	0.000	0	3	0.000	0	0	0.000	0	1	1	0	0	0	0	1	0	0
0	Ephraim Kingston	1	25	3	12	0.250	0	2	0.000	3	10	0.300	0	0	0.000	1	1	2	1	2	0	2	0	0	9
0	Brady Jenkins	1	28	8	18	0.444	7	11	0.636	1	7	0.143	4	9	0.444	4	5	9	4	3	1	2	2	0	21
	TOTALS	1	28	26	73	0.356	18	41	0.439	8	32	0.250	4	15	0.267	21	28	49	9	7	1	9	12	0	64



Ashton

10/23/24 Dylan at Ashton

	1	2	3	4	T
Dylan	18	13	17	16	64
Ashton	6	15	20	14	55



#	Name	G	MIN	FGM	FGA	FG%	2PM	2PA	2P%	3PM	3PA	3P%	FTM	FTA	FT%	OREB	DREB	REB	AST	STL	BLK	TO	PF	DEF	PTS
0	Ryan Jenkins	1	15	0	1	0.000	0	0	0.000	0	1	0.000	0	0	0.000	0	1	1	0	0	1	1	0	0	0
0	Brayson Taylor	1	28	6	21	0.286	5	12	0.417	1	9	0.111	1	2	0.500	4	5	9	0	0	2	5	6	0	14
0	Charles Jenkins	1	7	0	0	0.000	0	0	0.000	0	0	0.000	0	0	0.000	0	3	3	1	0	0	0	0	0	0
0	Terrance Summers	1	19	1	4	0.250	1	4	0.250	0	0	0.000	0	0	0.000	2	4	6	0	0	1	3	0	0	2
0	Kale Jenkins	1	28	4	10	0.400	1	1	1.000	3	9	0.333	0	0	0.000	0	1	1	1	2	1	1	4	0	11
0	Ashton Kingston	1	28	8	22	0.364	5	9	0.556	3	13	0.231	7	9	0.778	3	11	14	2	3	0	2	4	0	26
0	Austin Jenkins	1	16	1	3	0.333	1	2	0.500	0	1	0.000	0	0	0.000	1	2	3	0	0	0	1	0	0	2
	TOTALS	1	28	20	61	0.328	13	28	0.464	7	33	0.212	8	11	0.727	10	27	37	4	5	5	13	14	0	55

