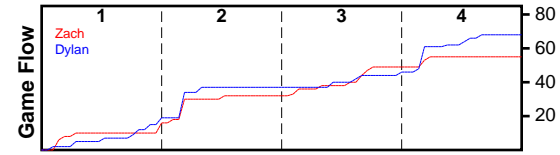


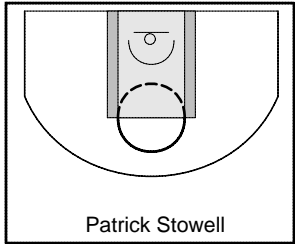

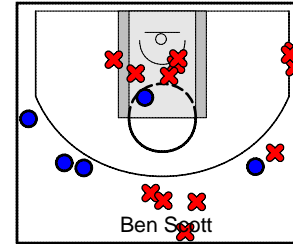
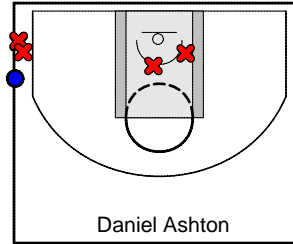
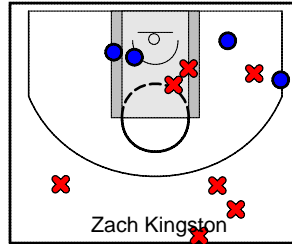
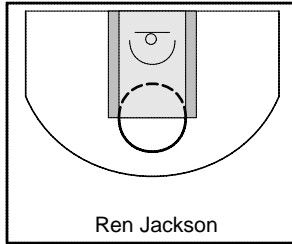
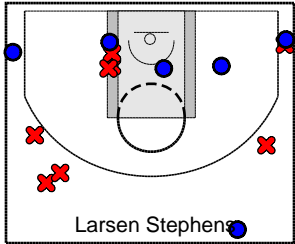
Zach

10/30/24 Zach at Dylan

	1	2	3	4	T
Zach	13	19	17	6	55
Dylan	19	18	7	24	68



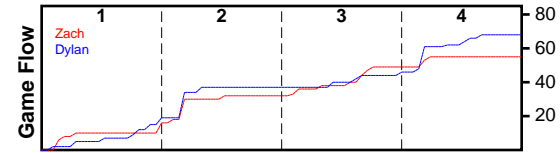
#	Name	G	MIN	FGM	FGA	FG%	2PM	2PA	2P%	3PM	3PA	3P%	FTM	FTA	FT%	OREB	DREB	REB	AST	STL	BLK	TO	PF	DEF	PTS
0	Larsen Stephens	1	28	6	15	0.400	3	7	0.429	3	8	0.375	7	10	0.700	1	1	2	1	2	0	3	1	0	22
0	Ren Jackson	0	0	0	0	0.000	0	0	0.000	0	0	0.000	0	0	0.000	0	0	0	0	0	0	0	0	0	0
0	Zach Kingston	1	28	4	11	0.364	3	6	0.500	1	5	0.200	0	0	0.000	2	7	9	7	2	0	4	3	0	9
0	Daniel Ashton	1	28	1	7	0.143	0	3	0.000	1	4	0.250	0	0	0.000	1	3	4	4	2	0	1	0	0	3
0	Ben Scott	1	28	5	18	0.278	2	7	0.286	3	11	0.273	0	0	0.000	4	5	9	3	1	1	1	0	0	13
0	Jared Taylor	1	28	3	11	0.273	2	4	0.500	1	7	0.143	1	2	0.500	3	11	14	1	1	3	3	3	0	8
0	Patrick Stowell	0	0	0	0	0.000	0	0	0.000	0	0	0.000	0	0	0.000	0	0	0	0	0	0	0	0	0	0
	TOTALS	1	28	19	62	0.306	10	27	0.370	9	35	0.257	8	12	0.667	11	27	38	16	8	4	12	7	0	55



Dylan

10/30/24 Zach at Dylan

	1	2	3	4	T
Zach	13	19	17	6	55
Dylan	19	18	7	24	68



#	Name	G	MIN	FGM	FGA	FG%	2PM	2PA	2P%	3PM	3PA	3P%	FTM	FTA	FT%	OREB	DREB	REB	AST	STL	BLK	TO	PF	DEF	PTS
0	Daniel Stoddard	1	28	6	12	0.500	5	7	0.714	1	5	0.200	0	0	0.000	2	8	10	2	4	0	4	1	0	13
0	Danny Taylor	0	0	0	0	0.000	0	0	0.000	0	0	0.000	0	0	0.000	0	0	0	0	0	0	0	0	0	0
0	Charles Bryant	1	28	1	6	0.167	1	5	0.200	0	1	0.000	4	4	1.000	5	9	14	3	1	0	1	2	0	6
0	Dylan Kingston	1	17	2	3	0.667	2	3	0.667	0	0	0.000	2	2	1.000	1	3	4	0	1	1	1	1	0	6
0	William Mckenna	1	12	0	3	0.000	0	2	0.000	0	1	0.000	0	0	0.000	2	0	2	0	0	0	1	0	0	0
0	Ephraim Kingston	1	28	4	12	0.333	0	1	0.000	4	11	0.364	0	0	0.000	0	5	5	5	1	0	3	1	0	12
0	Brady Jenkins	1	28	12	27	0.444	6	11	0.545	6	16	0.375	1	3	0.333	2	8	10	4	2	1	5	3	0	31
	TOTALS	1	28	25	63	0.397	14	29	0.483	11	34	0.324	7	9	0.778	12	33	45	14	9	2	15	8	0	68

