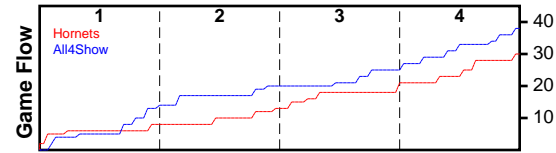


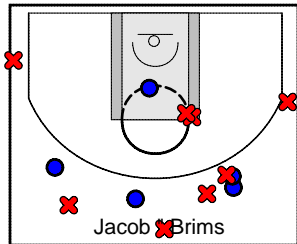
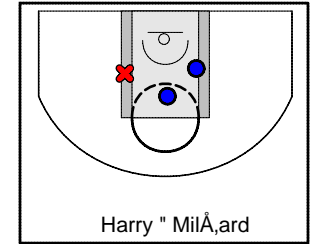
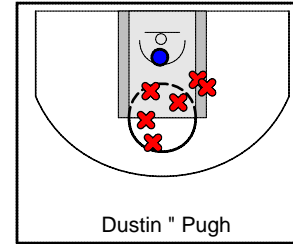
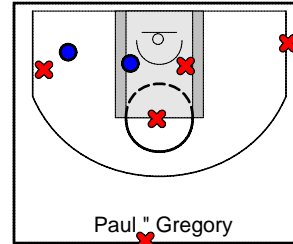
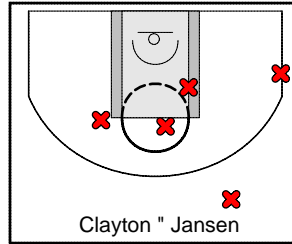
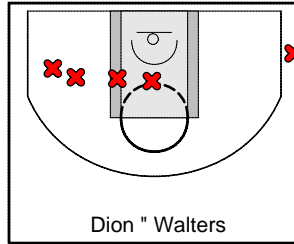
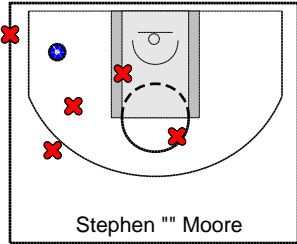
Hornets

(Filcom Rd 5) 3/18/17 Hornets at All4Show

	1	2	3	4	T
Hornets	8	5	5	12	30
All4Show	14	6	5	13	38



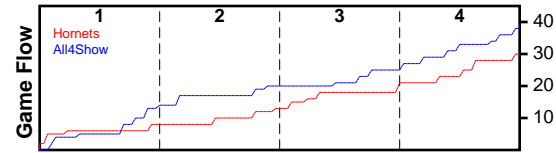
#	Name	G	MIN	FGM	FGA	FG%	2PM	2PA	2P%	3PM	3PA	3P%	FTM	FTA	FT%	OREB	DREB	REB	AST	STL	BLK	TO	PF	DEF	PTS
6	Stephen "" Moore	1	30	1	6	0.167	1	4	0.250	0	2	0.000	0	0	0.000	0	2	2	2	0	0	2	2	0	2
9	Dion "" Walters	1	30	0	6	0.000	0	5	0.000	0	1	0.000	0	0	0.000	2	6	8	2	2	0	3	3	0	0
7	Clayton "" Jansen	1	23	0	5	0.000	0	3	0.000	0	2	0.000	0	0	0.000	0	1	1	0	2	0	3	0	0	0
11	Paul "" Gregory	1	30	2	7	0.286	2	5	0.400	0	2	0.000	6	8	0.750	1	3	4	0	5	0	1	2	1	10
22	Dustin "" Pugh	1	27	0	6	0.000	0	6	0.000	0	0	0.000	0	4	0.000	4	2	6	1	1	1	2	3	0	0
24	Harry "" MilÅ,ard	1	29	2	4	0.500	2	4	0.500	0	0	0.000	1	2	0.500	4	3	7	2	0	0	3	2	0	5
5	Jacob "" Brims	1	36	5	13	0.385	2	4	0.500	3	9	0.333	0	0	0.000	1	4	5	0	1	0	1	0	0	13
TOTALS		1	40	10	47	0.213	7	31	0.226	3	16	0.188	7	14	0.500	12	21	33	7	11	1	15	12	1	30



All4Show

(Filcom Rd 5) 3/18/17 Hornets at All4Show

	1	2	3	4	T
Hornets	8	5	5	12	30
All4Show	14	6	5	13	38



#	Name	G	MIN	FGM	FGA	FG%	2PM	2PA	2P%	3PM	3PA	3P%	FTM	FTA	FT%	OREB	DREB	REB	AST	STL	BLK	TO	PF	DEF	PTS
26	Rohan"" Potter	1	25	1	2	0.500	1	2	0.500	0	0	0.000	1	2	0.500	1	4	5	1	1	0	1	1	0	3
24	David "" Denning	1	14	0	0	0.000	0	0	0.000	0	0	0.000	0	0	0.000	0	1	1	0	1	0	1	3	0	0
23	Rob "" Newman	1	24	0	3	0.000	0	1	0.000	0	2	0.000	0	0	0.000	0	5	5	0	0	0	1	3	0	0
32	Tom"" Perez	1	29	4	6	0.667	4	5	0.800	0	1	0.000	0	0	0.000	1	3	4	1	2	2	0	1	0	8
7	James "" Stevens	1	20	0	4	0.000	0	4	0.000	0	0	0.000	0	0	0.000	1	1	2	0	2	0	1	2	0	0
3	Ashley "" Killard	1	29	0	1	0.000	0	1	0.000	0	0	0.000	0	0	0.000	0	2	2	4	2	0	4	1	0	0
8	Ben "" Sainsbury	1	38	8	19	0.421	6	10	0.600	2	9	0.222	3	6	0.500	1	5	6	1	0	0	4	1	0	21
11	Aaron "" Lankester	1	25	2	9	0.222	1	4	0.250	1	5	0.200	1	2	0.500	1	1	2	1	1	0	1	0	0	6
TOTALS		1	40	15	44	0.341	12	27	0.444	3	17	0.176	5	10	0.500	5	22	27	8	9	2	13	12	0	38

