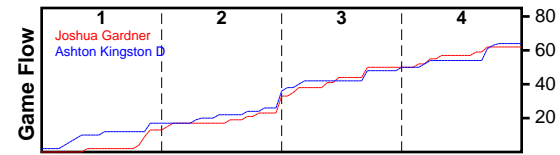


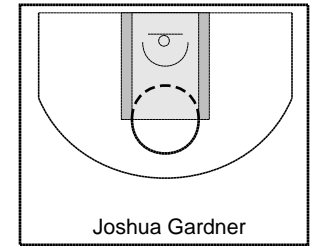
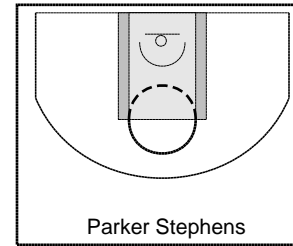
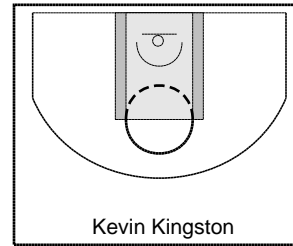
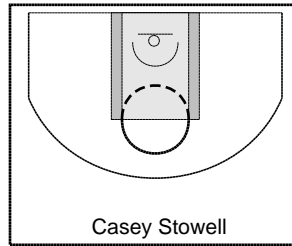
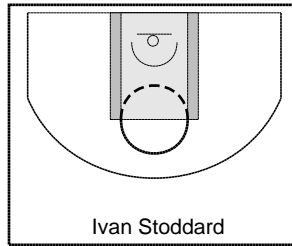
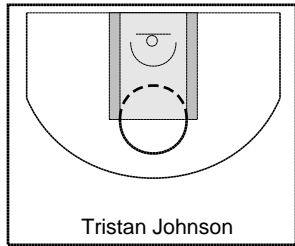
Joshua Gardner

9/30/24 Joshua Gardner at Ashton Kingston D

	1	2	3	4	T
Joshua Gardner	13	17	20	12	62
Ashton Kingston D	17	19	12	16	64



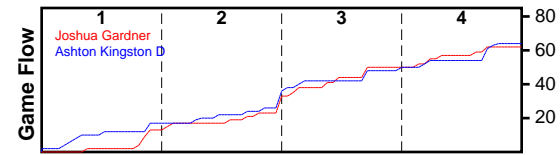
#	Name	G	MIN	FGM	FGA	FG%	2PM	2PA	2P%	3PM	3PA	3P%	FTM	FTA	FT%	OREB	DREB	REB	AST	STL	BLK	TO	PF	DEF	PTS
0	Tristan Johnson	0	0	0	0	0.000	0	0	0.000	0	0	0.000	0	0	0.000	0	0	0	0	0	0	0	0	0	0
0	Ivan Stoddard	1	7	0	0	0.000	0	0	0.000	0	0	0.000	0	0	0.000	1	2	3	0	1	1	2	0	0	0
0	Casey Stowell	1	28	5	10	0.500	5	10	0.500	0	0	0.000	0	2	0.000	7	20	27	3	5	2	15	2	0	10
0	Kevin Kingston	1	28	10	30	0.333	5	15	0.333	5	15	0.333	0	0	0.000	4	0	4	3	2	0	4	3	0	25
0	Parker Stephens	1	28	9	22	0.409	5	10	0.500	4	12	0.333	1	2	0.500	1	2	3	1	3	0	5	0	0	23
0	Joshua Gardner	1	21	2	8	0.250	2	3	0.667	0	5	0.000	0	0	0.000	2	2	4	1	1	0	3	0	0	4
	TOTALS	1	28	26	70	0.371	17	38	0.447	9	32	0.281	1	4	0.250	15	26	41	8	12	3	29	5	0	62



Ashton Kingston D

9/30/24 Joshua Gardner at Ashton Kingston D

	1	2	3	4	T
Joshua Gardner	13	17	20	12	62
Ashton Kingston D	17	19	12	16	64



#	Name	G	MIN	FGM	FGA	FG%	2PM	2PA	2P%	3PM	3PA	3P%	FTM	FTA	FT%	OREB	DREB	REB	AST	STL	BLK	TO	PF	DEF	PTS
0	Theron Mattingly	1	23	5	21	0.238	5	16	0.312	0	5	0.000	2	4	0.500	11	10	21	2	7	0	7	2	0	12
0	Caleb Stephens	1	23	8	19	0.421	8	19	0.421	0	0	0.000	0	0	0.000	13	4	17	1	3	0	3	0	0	16
0	Kadoen Kingston	1	11	1	5	0.200	1	4	0.250	0	1	0.000	0	0	0.000	2	0	2	1	0	0	1	0	0	2
0	Emmett Kingston	1	7	0	3	0.000	0	3	0.000	0	0	0.000	0	0	0.000	4	0	4	0	0	1	1	0	0	0
0	Nathan White	1	28	14	43	0.326	14	36	0.389	0	7	0.000	3	4	0.750	5	4	9	4	5	0	7	2	0	31
0	Job Kingston	1	23	1	6	0.167	0	3	0.000	1	3	0.333	0	0	0.000	2	5	7	2	3	0	4	3	0	3
	TOTALS	1	28	29	97	0.299	28	81	0.346	1	16	0.062	5	8	0.625	37	23	60	10	18	1	23	7	0	64

