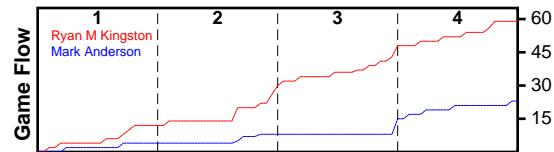


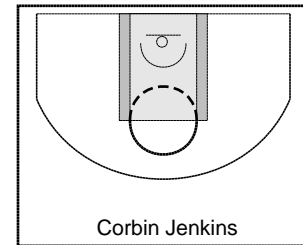
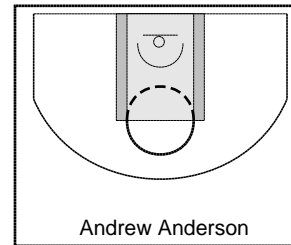
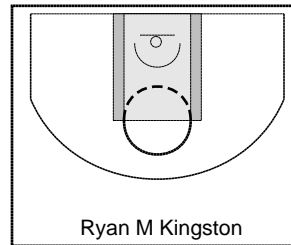
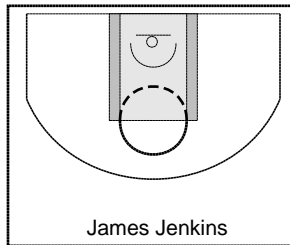
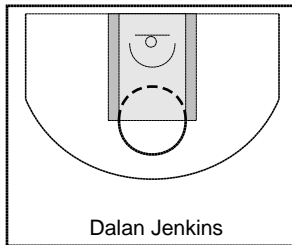
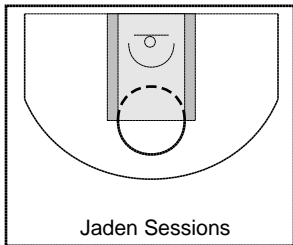
Ryan M Kingston

9/30/24 Ryan M Kingston at Mark Anderson

	1	2	3	4	T
Ryan M Kingston	12	18	18	11	59
Mark Anderson	4	4	7	8	23



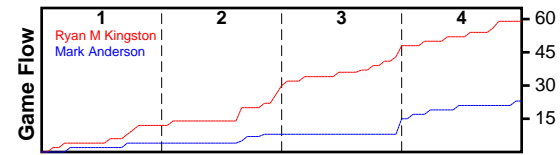
#	Name	G	MIN	FGM	FGA	FG%	2PM	2PA	2P%	3PM	3PA	3P%	FTM	FTA	FT%	OREB	DREB	REB	AST	STL	BLK	TO	PF	DEF	PTS
0	Jaden Sessions	1	21	4	8	0.500	4	7	0.571	0	1	0.000	0	0	0.000	2	2	4	3	4	0	5	1	0	8
0	Dalan Jenkins	1	21	6	17	0.353	6	14	0.429	0	3	0.000	0	0	0.000	5	5	10	6	3	1	6	3	0	12
0	James Jenkins	1	28	8	19	0.421	8	19	0.421	0	0	0.000	1	6	0.167	12	15	27	3	4	2	8	3	0	17
0	Ryan M Kingston	1	14	0	1	0.000	0	1	0.000	0	0	0.000	1	2	0.500	1	3	4	2	2	0	3	0	0	1
0	Andrew Anderson	0	0	0	0	0.000	0	0	0.000	0	0	0.000	0	0	0.000	0	0	0	0	0	0	0	0	0	0
0	Corbin Jenkins	1	28	10	28	0.357	10	25	0.400	0	3	0.000	1	2	0.500	4	9	13	2	9	1	12	3	0	21
	TOTALS	1	28	28	73	0.384	28	66	0.424	0	7	0.000	3	10	0.300	24	34	58	16	22	4	34	10	0	59



Mark Anderson

9/30/24 Ryan M Kingston at Mark Anderson

	1	2	3	4	T
Ryan M Kingston	12	18	18	11	59
Mark Anderson	4	4	7	8	23



#	Name	G	MIN	FGM	FGA	FG%	2PM	2PA	2P%	3PM	3PA	3P%	FTM	FTA	FT%	OREB	DREB	REB	AST	STL	BLK	TO	PF	DEF	PTS
0	Charles Peterson	0	0	0	0	0.000	0	0	0.000	0	0	0.000	0	0	0.000	0	0	0	0	0	0	0	0	0	0
0	Landen Anderson	0	0	0	0	0.000	0	0	0.000	0	0	0.000	0	0	0.000	0	0	0	0	0	0	0	0	0	0
0	David Anderson	1	28	0	2	0.000	0	1	0.000	0	1	0.000	0	0	0.000	0	3	3	0	2	0	0	1	0	0
0	Logan Tucker	1	28	4	15	0.267	4	15	0.267	0	0	0.000	1	2	0.500	4	7	11	0	5	1	7	3	0	9
0	Bridger Tucker	1	28	6	23	0.261	6	17	0.353	0	6	0.000	2	11	0.182	4	8	12	3	8	4	13	2	1	14
0	Craig Anderson	1	28	1	16	0.062	1	16	0.062	0	0	0.000	0	0	0.000	5	3	8	0	6	0	13	2	0	2
	TOTALS	1	28	11	56	0.196	11	49	0.224	0	7	0.000	3	13	0.231	13	21	34	3	21	5	33	8	1	25

