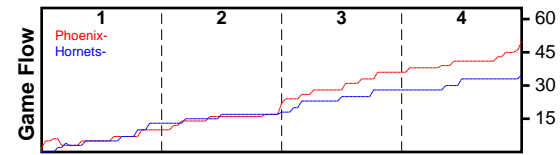


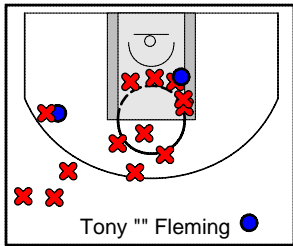
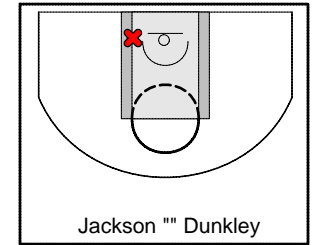
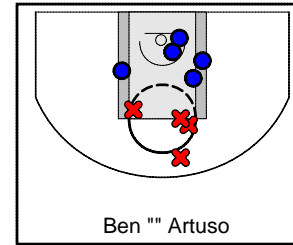
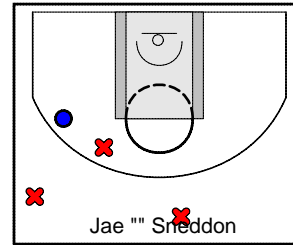
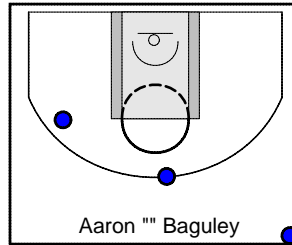
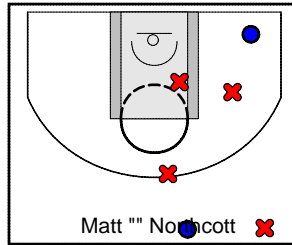
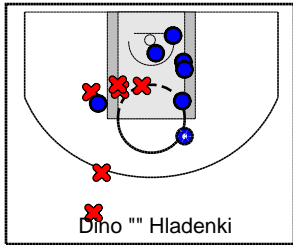
Phoenix-

Rd22 8/5/17 Phoenix- at Hornets-

	1	2	3	4	T
Phoenix-	10	9	17	14	50
Hornets-	13	5	10	7	35



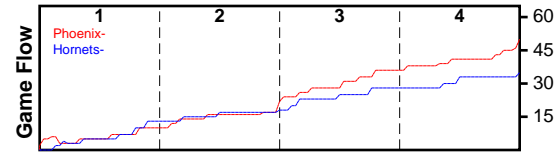
#	Name	G	MIN	FGM	FGA	FG%	2PM	2PA	2P%	3PM	3PA	3P%	FTM	FTA	FT%	OREB	DREB	REB	AST	STL	BLK	TO	PF	DEF	PTS
55	Dino "" Hladenki	1	33	6	12	0.500	6	12	0.500	0	0	0.000	2	8	0.250	7	10	17	2	2	1	1	0	2	14
17	Matt "" Northcott	1	30	3	7	0.429	0	3	0.000	3	4	0.750	0	0	0.000	2	0	2	3	1	0	0	0	1	9
5	Aaron "" Baguley	1	23	1	1	1.000	1	1	1.000	0	0	0.000	0	0	0.000	1	1	2	3	1	0	0	2	0	2
14	Jae "" Sneddon	1	31	1	4	0.250	1	2	0.500	0	2	0.000	1	2	0.500	1	2	3	2	2	0	2	1	0	3
4	Ben "" Artuso	1	25	5	9	0.556	5	9	0.556	0	0	0.000	0	0	0.000	1	2	3	0	0	0	2	5	0	10
13	Jackson "" Dunkley	1	23	1	2	0.500	1	2	0.500	0	0	0.000	0	0	0.000	1	1	2	0	0	0	0	0	0	2
25	Tony "" Fleming	1	34	4	18	0.222	3	14	0.214	1	4	0.250	1	6	0.167	3	0	3	1	1	0	1	1	0	10
TOTALS		1	40	21	53	0.396	17	43	0.395	4	10	0.400	4	16	0.250	16	16	32	11	7	1	6	9	3	50



Hornets-

Rd22 8/5/17 Phoenix- at Hornets-

	1	2	3	4	T
Phoenix-	10	9	17	14	50
Hornets-	13	5	10	7	35



#	Name	G	MIN	FGM	FGA	FG%	2PM	2PA	2P%	3PM	3PA	3P%	FTM	FTA	FT%	OREB	DREB	REB	AST	STL	BLK	TO	PF	DEF	PTS
33	Callum " Hogg	1	22	0	1	0.000	0	1	0.000	0	0	0.000	0	0	0.000	0	0	0	0	1	0	1	1	1	0
35	Arby " Marootians	1	1	0	0	0.000	0	0	0.000	0	0	0.000	0	0	0.000	0	0	0	0	0	0	0	0	0	0
40	Steven "" Curnow	1	28	0	3	0.000	0	3	0.000	0	0	0.000	0	0	0.000	1	2	3	1	0	0	1	4	0	0
7	Clayton " Jansen	1	28	0	7	0.000	0	3	0.000	0	4	0.000	0	0	0.000	0	0	0	5	0	0	1	2	0	0
11	Paul " Gregory	1	33	5	10	0.500	4	8	0.500	1	2	0.500	0	0	0.000	0	5	5	1	0	0	1	0	0	11
23	Tony " Mihaljevic	1	24	0	1	0.000	0	0	0.000	0	1	0.000	2	2	1.000	0	2	2	0	0	0	2	1	0	2
24	Harry " MilÅ,ard	1	24	2	4	0.500	1	3	0.333	1	1	1.000	0	0	0.000	0	4	4	2	0	0	0	1	1	5
5	Jacob " Brims	1	40	6	10	0.600	1	2	0.500	5	8	0.625	0	2	0.000	0	1	1	1	0	0	2	2	1	17
TOTALS		1	40	13	36	0.361	6	20	0.300	7	16	0.438	2	4	0.500	1	14	15	10	1	0	8	11	3	35

