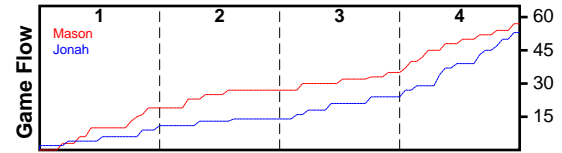


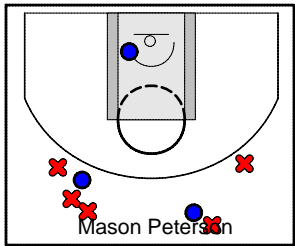

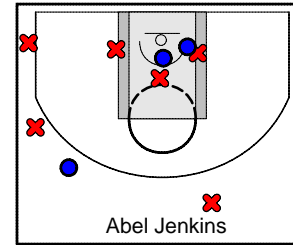
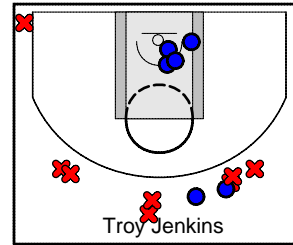
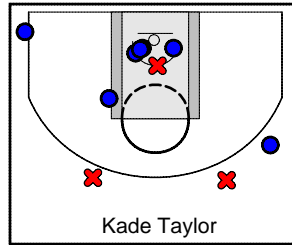
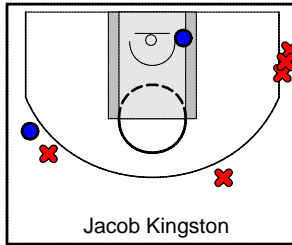
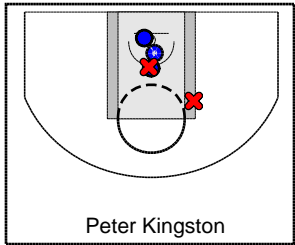
Mason

11/11/24 Mason at Jonah

	1	2	3	4	T
Mason	19	8	8	22	57
Jonah	9	5	10	29	53



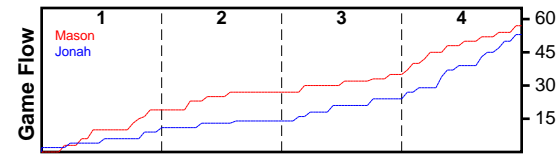
#	Name	G	MIN	FGM	FGA	FG%	2PM	2PA	2P%	3PM	3PA	3P%	FTM	FTA	FT%	OREB	DREB	REB	AST	STL	BLK	TO	PF	DEF	PTS
0	Peter Kingston	1	19	3	8	0.375	3	8	0.375	0	0	0.000	0	0	0.000	1	1	2	0	0	0	2	3	0	6
0	Jacob Kingston	1	10	1	6	0.167	0	0	0.000	1	6	0.167	0	0	0.000	1	1	2	0	0	1	1	0	0	3
0	Kade Taylor	1	28	6	9	0.667	4	5	0.800	2	4	0.500	2	4	0.500	2	8	10	0	5	1	1	4	0	16
0	Troy Jenkins	1	28	5	15	0.333	3	5	0.600	2	10	0.200	3	4	0.750	3	5	8	4	1	1	5	6	0	15
0	Abel Jenkins	1	28	3	10	0.300	2	6	0.333	1	4	0.250	1	1	1.000	3	4	7	5	5	0	1	2	0	8
0	James Obrien Jr.	1	8	1	7	0.143	1	4	0.250	0	3	0.000	1	2	0.500	0	0	0	0	0	0	0	1	0	3
0	Mason Peterson	1	22	2	7	0.286	0	0	0.000	2	7	0.286	0	0	0.000	1	5	6	1	0	1	1	0	0	6
	TOTALS	1	28	21	62	0.339	13	28	0.464	8	34	0.235	7	11	0.636	11	24	35	10	11	4	11	16	0	57



Jonah

11/11/24 Mason at Jonah

	1	2	3	4	T
Mason	19	8	8	22	57
Jonah	9	5	10	29	53



#	Name	G	MIN	FGM	FGA	FG%	2PM	2PA	2P%	3PM	3PA	3P%	FTM	FTA	FT%	OREB	DREB	REB	AST	STL	BLK	TO	PF	DEF	PTS
0	Benjamin Kingston	0	0	0	0	0.000	0	0	0.000	0	0	0.000	0	0	0.000	0	0	0	0	0	0	0	0	0	0
0	Dillon Reynolds	1	11	0	7	0.000	0	3	0.000	0	4	0.000	0	0	0.000	0	0	0	0	0	0	0	1	0	0
0	Lucas Jenkins	1	25	7	12	0.583	3	4	0.750	4	8	0.500	5	5	1.000	0	2	2	0	0	1	1	1	0	23
0	Jonah Jenkins	1	28	4	17	0.235	4	16	0.250	0	1	0.000	7	13	0.538	5	10	15	5	0	2	6	1	0	15
0	Joey Walton	1	28	4	10	0.400	4	10	0.400	0	0	0.000	1	3	0.333	6	7	13	0	1	0	1	2	0	9
0	Garrett Jenkins	1	28	2	8	0.250	1	4	0.250	1	4	0.250	1	2	0.500	0	4	4	3	4	1	4	1	0	6
0	Josh Kingston	1	21	0	3	0.000	0	1	0.000	0	2	0.000	0	0	0.000	1	1	2	0	3	3	2	3	0	0
	TOTALS	1	28	17	57	0.298	12	38	0.316	5	19	0.263	14	23	0.609	12	24	36	8	8	7	14	9	0	53

