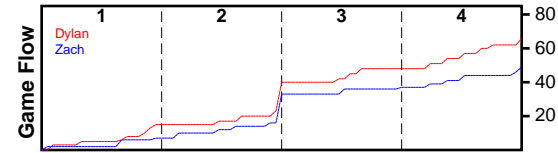


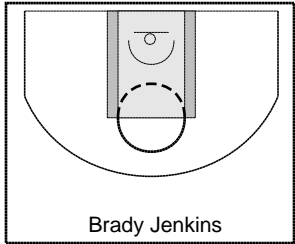
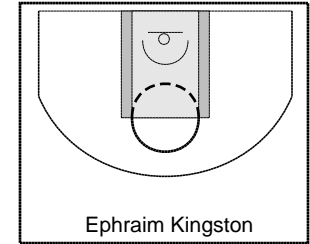
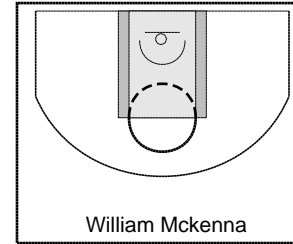
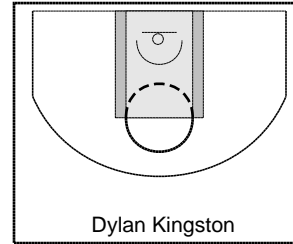
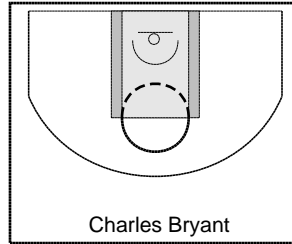
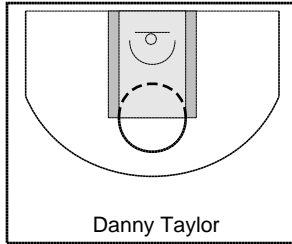
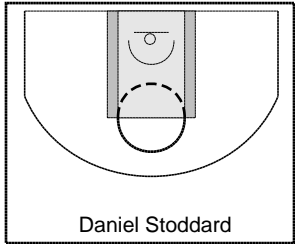
Dylan

10/2/24 Dylan at Zach

	1	2	3	4	T
Dylan	15	25	8	18	66
Zach	7	26	4	12	49



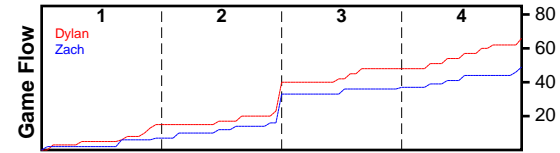
#	Name	G	MIN	FGM	FGA	FG%	2PM	2PA	2P%	3PM	3PA	3P%	FTM	FTA	FT%	OREB	DREB	REB	AST	STL	BLK	TO	PF	DEF	PTS
0	Daniel Stoddard	1	20	3	8	0.375	2	4	0.500	1	4	0.250	0	0	0.000	2	3	5	0	0	0	0	0	0	7
0	Danny Taylor	1	28	5	10	0.500	4	7	0.571	1	3	0.333	1	3	0.333	5	6	11	5	3	0	6	3	0	12
0	Charles Bryant	1	18	3	5	0.600	3	5	0.600	0	0	0.000	0	0	0.000	3	6	9	1	0	1	2	3	0	6
0	Dylan Kingston	1	10	0	1	0.000	0	1	0.000	0	0	0.000	0	0	0.000	3	2	5	0	0	1	1	0	0	0
0	William Mckenna	1	11	1	3	0.333	0	1	0.000	1	2	0.500	0	0	0.000	2	0	2	1	1	0	2	0	0	3
0	Ephraim Kingston	1	28	7	14	0.500	0	0	0.000	7	14	0.500	0	0	0.000	1	1	2	3	1	0	3	4	0	21
0	Brady Jenkins	1	28	7	22	0.318	4	13	0.308	3	9	0.333	0	1	0.000	0	9	9	6	2	1	3	3	0	17
	TOTALS	1	28	26	63	0.413	13	31	0.419	13	32	0.406	1	4	0.250	16	27	43	16	7	3	17	13	0	66



Zach

10/2/24 Dylan at Zach

	1	2	3	4	T
Dylan	15	25	8	18	66
Zach	7	26	4	12	49



#	Name	G	MIN	FGM	FGA	FG%	2PM	2PA	2P%	3PM	3PA	3P%	FTM	FTA	FT%	OREB	DREB	REB	AST	STL	BLK	TO	PF	DEF	PTS
0	Larsen Stephens	1	13	0	2	0.000	0	1	0.000	0	1	0.000	0	0	0.000	0	2	2	1	3	0	1	2	0	0
0	Ren Jackson	1	28	4	21	0.190	2	11	0.182	2	10	0.200	5	9	0.556	2	7	9	5	2	0	3	0	0	15
0	Zach Kingston	1	28	2	9	0.222	1	6	0.167	1	3	0.333	4	7	0.571	2	5	7	2	3	0	2	4	0	9
0	Daniel Ashton	1	4	1	2	0.500	0	1	0.000	1	1	1.000	0	0	0.000	0	1	1	1	0	0	3	0	0	3
0	Ben Scott	1	25	2	6	0.333	2	5	0.400	0	1	0.000	0	0	0.000	3	2	5	0	2	1	1	1	0	4
0	Jared Taylor	1	28	8	18	0.444	4	9	0.444	4	9	0.444	1	2	0.500	4	3	7	0	1	2	3	2	0	21
0	Patrick Stowell	1	16	0	1	0.000	0	1	0.000	0	0	0.000	0	0	0.000	0	1	1	1	0	0	0	0	0	0
	TOTALS	1	28	17	59	0.288	9	34	0.265	8	25	0.320	10	18	0.556	11	21	32	10	11	3	13	9	0	52

