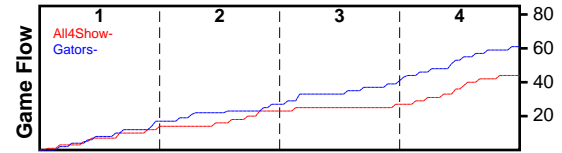


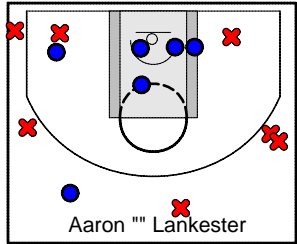
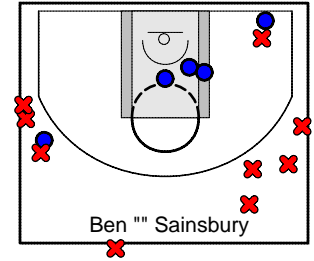
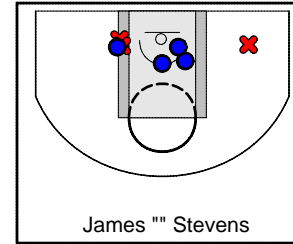

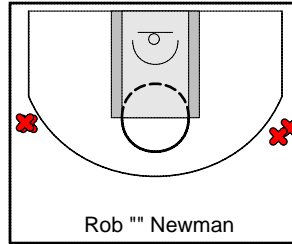
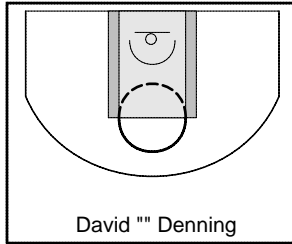
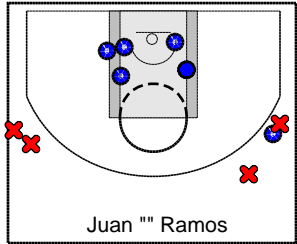
All4Show-

Rd20 7/22/17 All4Show- at Gators-

	1	2	3	4	T
All4Show-	12	11	4	17	44
Gators-	17	10	12	22	61



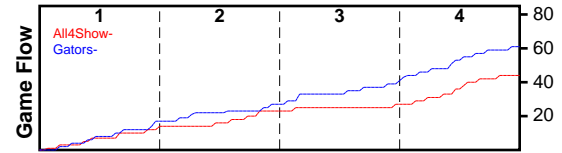
#	Name	G	MIN	FGM	FGA	FG%	2PM	2PA	2P%	3PM	3PA	3P%	FTM	FTA	FT%	OREB	DREB	REB	AST	STL	BLK	TO	PF	DEF	PTS
5	Juan "" Ramos	1	31	3	8	0.375	2	3	0.667	1	5	0.200	0	0	0.000	1	1	2	1	1	3	2	1	0	7
24	David "" Denning	0	0	0	0	0.000	0	0	0.000	0	0	0.000	0	0	0.000	0	0	0	0	0	0	0	0	0	0
23	Rob "" Newman	1	31	0	4	0.000	0	0	0.000	0	4	0.000	0	0	0.000	0	3	3	0	0	0	0	0	0	0
32	Tom "" Perez	1	37	2	6	0.333	2	3	0.667	0	3	0.000	0	0	0.000	3	6	9	3	1	1	4	2	0	4
7	James "" Stevens	1	38	3	8	0.375	3	8	0.375	0	0	0.000	2	2	1.000	7	8	15	1	3	1	4	3	0	8
8	Ben "" Sainsbury	1	30	5	16	0.312	4	6	0.667	1	10	0.100	1	2	0.500	2	0	2	1	1	0	3	3	0	12
11	Aaron "" Lankester	1	37	6	14	0.429	5	7	0.714	1	7	0.143	0	0	0.000	1	4	5	4	0	0	2	0	0	13
TOTALS		1	40	19	56	0.339	16	27	0.593	3	29	0.103	3	4	0.750	14	22	36	10	6	5	15	9	0	44



Gators-

Rd20 7/22/17 All4Show- at Gators-

	1	2	3	4	T
All4Show-	12	11	4	17	44
Gators-	17	10	12	22	61



#	Name	G	MIN	FGM	FGA	FG%	2PM	2PA	2P%	3PM	3PA	3P%	FTM	FTA	FT%	OREB	DREB	REB	AST	STL	BLK	TO	PF	DEF	PTS
0	Ronald " Cabrera	0	0	0	0	0.000	0	0	0.000	0	0	0.000	0	0	0.000	0	0	0	0	0	0	0	0	0	0
44	Tony " Place	1	40	10	18	0.556	9	16	0.562	1	2	0.500	0	0	0.000	3	1	4	1	2	0	1	0	0	21
5	Vlado " Taseski	1	40	10	19	0.526	10	18	0.556	0	1	0.000	4	5	0.800	2	5	7	1	1	0	2	3	0	24
10	Adrian " Tonkovic	0	0	0	0	0.000	0	0	0.000	0	0	0.000	0	0	0.000	0	0	0	0	0	0	0	0	0	0
7	Sam " Pailij	0	0	0	0	0.000	0	0	0.000	0	0	0.000	0	0	0.000	0	0	0	0	0	0	0	0	0	0
12	Anthony " Tonkovic	1	40	4	11	0.364	3	6	0.500	1	5	0.200	1	4	0.250	3	0	3	1	1	0	1	1	0	10
21	Will " Jiang	1	40	0	1	0.000	0	1	0.000	0	0	0.000	0	0	0.000	0	3	3	4	1	0	3	2	0	0
30	Chris " Murphy	1	40	3	9	0.333	3	6	0.500	0	3	0.000	0	2	0.000	0	9	9	6	2	4	1	2	0	6
TOTALS		1	40	27	58	0.466	25	47	0.532	2	11	0.182	5	11	0.455	8	18	26	13	7	4	8	8	0	61

