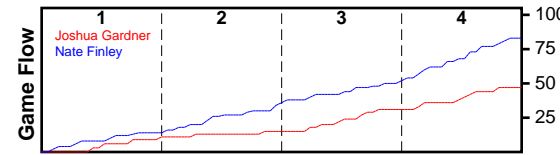


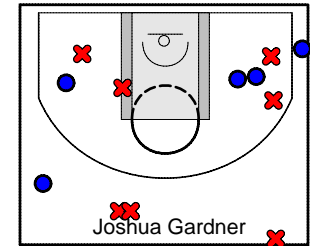

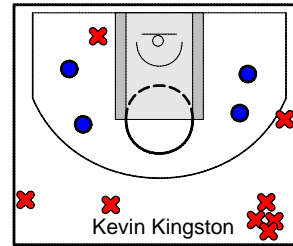
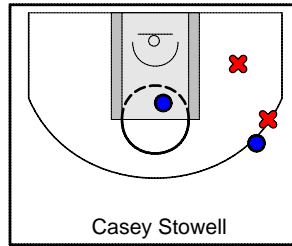
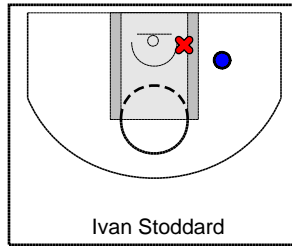
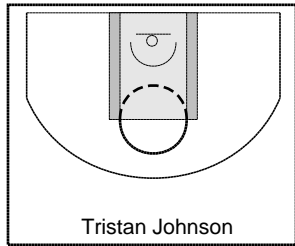
Joshua Gardner

9/16/24 Joshua Gardner at Nate Finley

	1	2	3	4	T
Joshua Gardner	9	6	16	16	47
Nate Finley	14	20	16	33	83



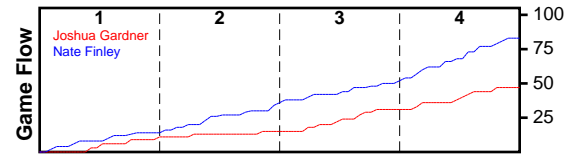
#	Name	G	MIN	FGM	FGA	FG%	2PM	2PA	2P%	3PM	3PA	3P%	FTM	FTA	FT%	OREB	DREB	REB	AST	STL	BLK	TO	PF	DEF	PTS
0	Tristan Johnson	1	14	0	0	0.000	0	0	0.000	0	0	0.000	0	0	0.000	1	2	3	0	2	0	4	3	0	0
0	Ivan Stoddard	1	17	1	2	0.500	1	2	0.500	0	0	0.000	0	0	0.000	1	7	8	0	1	0	4	0	0	2
0	Casey Stowell	1	14	1	5	0.200	1	5	0.200	0	0	0.000	0	0	0.000	3	5	8	1	0	1	4	3	0	2
0	Kevin Kingston	1	19	2	10	0.200	2	4	0.500	0	6	0.000	0	0	0.000	1	3	4	4	2	2	6	1	0	4
0	Parker Stephens	1	28	12	31	0.387	6	12	0.500	6	19	0.316	0	0	0.000	3	3	6	3	1	0	8	0	0	30
0	Joshua Gardner	1	22	4	11	0.364	3	7	0.429	1	4	0.250	0	0	0.000	1	5	6	6	3	1	8	4	0	9
	TOTALS	1	28	20	59	0.339	13	30	0.433	7	29	0.241	0	0	0.000	10	25	35	14	9	4	34	11	0	47



Nate Finley

9/16/24 Joshua Gardner at Nate Finley

	1	2	3	4	T
Joshua Gardner	9	6	16	16	47
Nate Finley	14	20	16	33	83



#	Name	G	MIN	FGM	FGA	FG%	2PM	2PA	2P%	3PM	3PA	3P%	FTM	FTA	FT%	OREB	DREB	REB	AST	STL	BLK	TO	PF	DEF	PTS
0	Daniel West	0	0	0	0	0.000	0	0	0.000	0	0	0.000	0	0	0.000	0	0	0	0	0	0	0	0	0	0
0	Nate Gustafson	1	28	12	35	0.343	10	25	0.400	2	10	0.200	2	5	0.400	6	7	13	5	6	0	6	0	0	28
0	Joshua Kendrick	1	12	1	4	0.250	0	3	0.000	1	1	1.000	3	6	0.500	1	2	3	1	3	0	1	0	0	6
0	Locklynn Mattingly	1	28	12	18	0.667	11	14	0.786	1	4	0.250	0	0	0.000	6	5	11	4	9	0	5	0	0	25
0	Nate Finley	1	28	6	14	0.429	3	9	0.333	3	5	0.600	2	2	1.000	4	5	9	6	5	0	4	1	0	17
0	Louis Gustafson	1	17	3	8	0.375	3	8	0.375	0	0	0.000	1	3	0.333	5	2	7	1	3	0	2	1	0	7
	TOTALS	1	28	34	79	0.430	27	59	0.458	7	20	0.350	8	16	0.500	22	21	43	17	26	0	18	2	0	83

