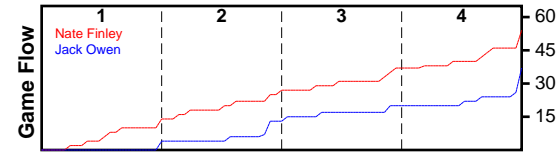


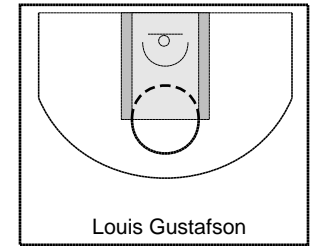
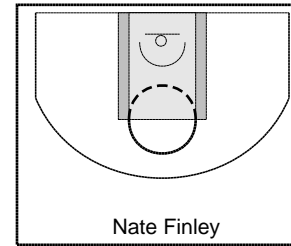
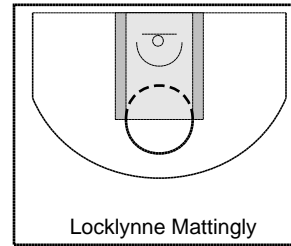
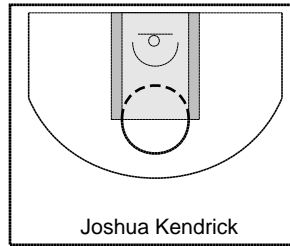
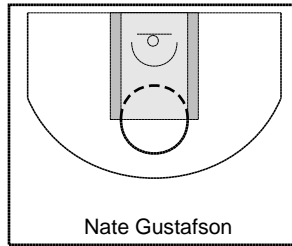
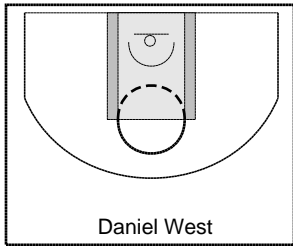
Nate Finley

10/28/24 Nate Finley at Jack Owen

	1	2	3	4	T
Nate Finley	12	13	12	17	54
Jack Owen	4	9	7	17	37



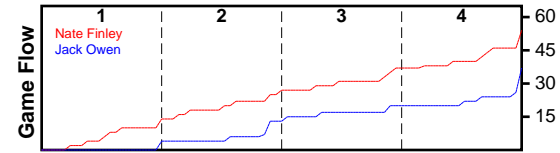
#	Name	G	MIN	FGM	FGA	FG%	2PM	2PA	2P%	3PM	3PA	3P%	FTM	FTA	FT%	OREB	DREB	REB	AST	STL	BLK	TO	PF	DEF	PTS
0	Daniel West	1	26	5	6	0.833	5	6	0.833	0	0	0.000	2	2	1.000	2	3	5	0	3	0	3	2	0	12
0	Nate Gustafson	1	28	7	24	0.292	7	19	0.368	0	5	0.000	1	3	0.333	7	3	10	0	4	0	6	0	0	15
0	Joshua Kendrick	1	15	3	6	0.500	3	5	0.600	0	1	0.000	0	0	0.000	0	2	2	0	1	0	0	0	1	6
0	Locklynn Mattingly	1	28	8	20	0.400	8	16	0.500	0	4	0.000	0	1	0.000	5	13	18	0	0	0	10	2	2	16
0	Nate Finley	0	0	0	0	0.000	0	0	0.000	0	0	0.000	0	0	0.000	0	0	0	0	0	0	0	0	0	0
0	Louis Gustafson	1	16	2	4	0.500	2	4	0.500	0	0	0.000	1	2	0.500	1	1	2	0	1	0	3	1	0	5
	TOTALS	1	28	25	60	0.417	25	50	0.500	0	10	0.000	4	8	0.500	15	22	37	0	9	0	22	5	3	54



Jack Owen

10/28/24 Nate Finley at Jack Owen

	1	2	3	4	T
Nate Finley	12	13	12	17	54
Jack Owen	4	9	7	17	37



#	Name	G	MIN	FGM	FGA	FG%	2PM	2PA	2P%	3PM	3PA	3P%	FTM	FTA	FT%	OREB	DREB	REB	AST	STL	BLK	TO	PF	DEF	PTS
0	William Keaton	1	28	6	21	0.286	6	14	0.429	0	7	0.000	0	0	0.000	6	4	10	0	3	0	3	5	1	12
0	Peter Martin	0	0	0	0	0.000	0	0	0.000	0	0	0.000	0	0	0.000	0	0	0	0	0	0	0	0	0	0
0	Nathan Stoddard	1	23	2	8	0.250	1	4	0.250	1	4	0.250	0	0	0.000	0	4	4	0	0	0	3	2	0	5
0	Jason Kendrick	1	28	2	6	0.333	2	6	0.333	0	0	0.000	0	0	0.000	1	5	6	0	4	0	5	1	2	4
0	Jack Owen	1	24	6	17	0.353	5	12	0.417	1	5	0.200	3	6	0.500	3	3	6	0	4	0	4	1	1	16
0	Cade Stoddard	1	10	0	1	0.000	0	1	0.000	0	0	0.000	0	0	0.000	1	0	1	0	0	0	0	0	0	0
	TOTALS	1	28	16	53	0.302	14	37	0.378	2	16	0.125	3	6	0.500	11	16	27	0	11	0	15	9	4	37

