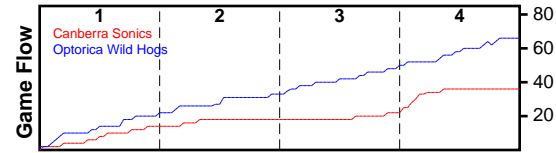


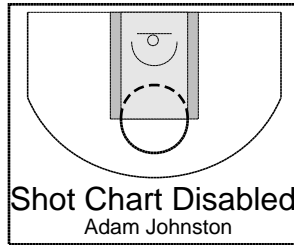
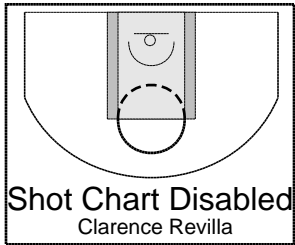
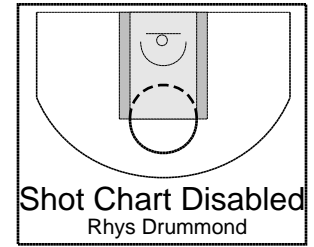
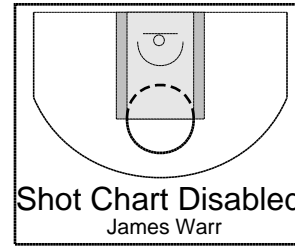
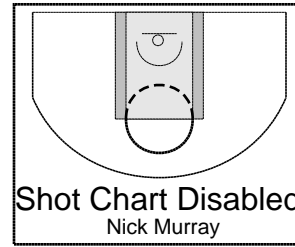
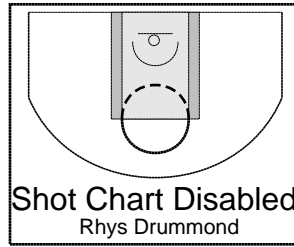
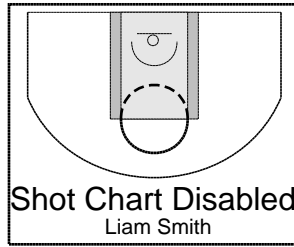
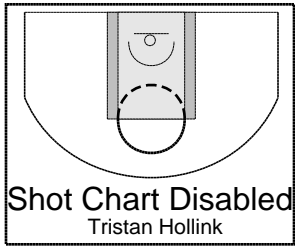
Canberra Sonics

Rd3 7/29/17 Canberra Sonics at Optorica Wild Hogs

	1	2	3	4	T
Canberra Sonics	14	4	4	14	36
Optorica Wild	20	13	15	18	66



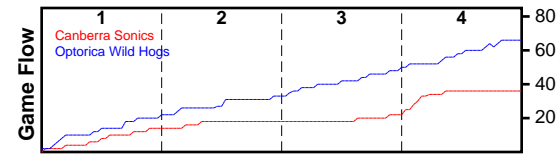
#	Name	G	MIN	FGM	FGA	FG%	2PM	2PA	2P%	3PM	3PA	3P%	FTM	FTA	FT%	OREB	DREB	REB	AST	STL	BLK	TO	PF	DEF	PTS
57	Tristan Hollink	1	39	3	11	0.273	3	9	0.333	0	2	0.000	0	0	0.000	3	7	10	1	1	1	1	2	2	6
0	Liam Smith	1	33	5	19	0.263	5	16	0.312	0	3	0.000	0	1	0.000	0	3	3	1	4	0	3	0	0	10
25	Rhys Drummond	0	0	0	0	0.000	0	0	0.000	0	0	0.000	0	0	0.000	0	0	0	0	0	0	0	0	0	0
11	Nick Murray	1	35	3	8	0.375	3	8	0.375	0	0	0.000	0	0	0.000	1	6	7	1	4	0	1	0	0	6
7	James Warr	1	38	2	18	0.111	1	13	0.077	1	5	0.200	0	0	0.000	4	5	9	0	1	1	7	0	1	5
24	Rhys Drummond	1	33	3	10	0.300	1	8	0.125	2	2	1.000	1	3	0.333	1	4	5	0	1	1	3	1	1	9
23	Clarence Revilla	1	25	0	2	0.000	0	2	0.000	0	0	0.000	0	0	0.000	2	2	4	0	0	0	0	1	1	0
7	Adam Johnston	0	0	0	0	0.000	0	0	0.000	0	0	0.000	0	0	0.000	0	0	0	0	0	0	0	0	0	0
TOTALS		1	40	16	68	0.235	13	56	0.232	3	12	0.250	1	4	0.250	11	27	38	3	11	3	15	4	5	36



Optorica Wild Hogs

Rd3 7/29/17 Canberra Sonics at Optorica Wild Hogs

	1	2	3	4	T
Canberra Sonics	14	4	4	14	36
Optorica Wild	20	13	15	18	66



#	Name	G	MIN	FGM	FGA	FG%	2PM	2PA	2P%	3PM	3PA	3P%	FTM	FTA	FT%	OREB	DREB	REB	AST	STL	BLK	TO	PF	DEF	PTS
24	Eddie Benedictos	1	40	8	9	0.889	8	9	0.889	0	0	0.000	0	0	0.000	0	1	1	4	0	1	5	1	2	16
21	Alex Shearer	0	0	0	0	0.000	0	0	0.000	0	0	0.000	0	0	0.000	0	0	0	0	0	0	0	0	0	0
17	Daniel Tan	1	40	6	14	0.429	6	14	0.429	0	0	0.000	4	5	0.800	3	13	16	1	7	0	1	0	0	16
16	Joshua Benedictos	1	40	11	18	0.611	11	18	0.611	0	0	0.000	0	0	0.000	2	16	18	1	1	1	3	0	1	22
34	Wil	1	40	4	23	0.174	4	22	0.182	0	1	0.000	0	0	0.000	3	3	6	0	1	0	5	2	0	8
33	Chito Ricabo	1	40	2	6	0.333	2	6	0.333	0	0	0.000	0	0	0.000	2	6	8	0	1	0	0	0	2	4
TOTALS		1	40	31	70	0.443	31	69	0.449	0	1	0.000	4	5	0.800	10	39	49	6	10	2	14	3	5	66

