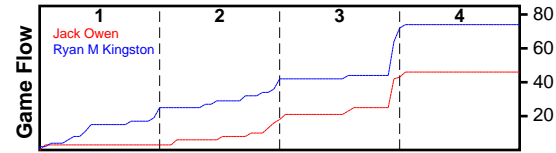


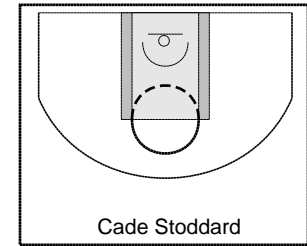
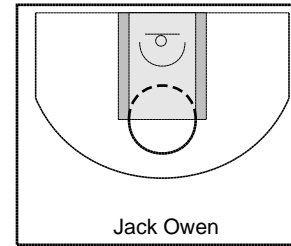
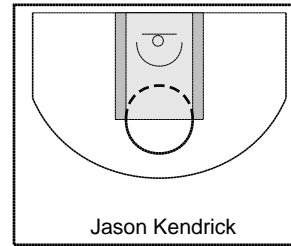
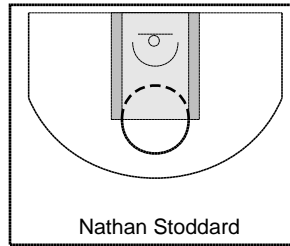
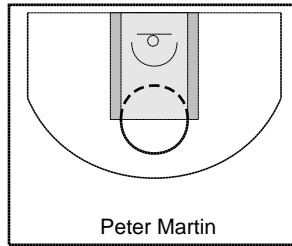
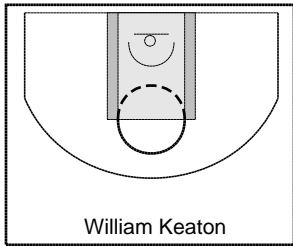
Jack Owen

10/14/24 Jack Owen at Ryan M Kingston

	1	2	3	4	T
Jack Owen	3	15	25	3	46
Ryan M Kingston	25	17	30	2	74



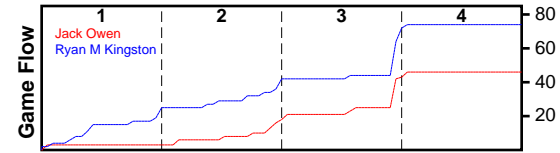
#	Name	G	MIN	FGM	FGA	FG%	2PM	2PA	2P%	3PM	3PA	3P%	FTM	FTA	FT%	OREB	DREB	REB	AST	STL	BLK	TO	PF	DEF	PTS
0	William Keaton	1	27	8	22	0.364	4	8	0.500	4	14	0.286	3	7	0.429	5	4	9	2	5	2	7	1	0	23
0	Peter Martin	1	14	0	0	0.000	0	0	0.000	0	0	0.000	0	0	0.000	0	2	2	0	1	0	1	0	0	0
0	Nathan Stoddard	1	16	3	8	0.375	2	3	0.667	1	5	0.200	0	0	0.000	0	2	2	1	0	0	5	1	2	7
0	Jason Kendrick	1	28	4	11	0.364	4	9	0.444	0	2	0.000	1	2	0.500	2	2	4	2	3	0	10	2	0	9
0	Jack Owen	1	21	2	9	0.222	1	5	0.200	1	4	0.250	0	0	0.000	2	2	4	0	5	0	11	4	0	5
0	Cade Stoddard	1	7	1	3	0.333	1	3	0.333	0	0	0.000	0	0	0.000	0	1	1	0	0	0	0	0	0	2
	TOTALS	1	28	18	53	0.340	12	28	0.429	6	25	0.240	4	9	0.444	9	13	22	5	14	2	34	8	2	46



Ryan M Kingston

10/14/24 Jack Owen at Ryan M Kingston

	1	2	3	4	T
Jack Owen	3	15	25	3	46
Ryan M Kingston	25	17	30	2	74



#	Name	G	MIN	FGM	FGA	FG%	2PM	2PA	2P%	3PM	3PA	3P%	FTM	FTA	FT%	OREB	DREB	REB	AST	STL	BLK	TO	PF	DEF	PTS
0	Jaden Sessions	1	21	5	13	0.385	4	11	0.364	1	2	0.500	0	2	0.000	4	8	12	1	4	0	6	2	1	11
0	Dalan Jenkins	1	20	9	17	0.529	8	16	0.500	1	1	1.000	3	9	0.333	10	3	13	3	4	0	10	3	0	22
0	James Jenkins	1	23	11	15	0.733	11	15	0.733	0	0	0.000	0	0	0.000	6	3	9	0	1	0	6	0	0	22
0	Ryan M Kingston	1	21	1	1	1.000	0	0	0.000	1	1	1.000	0	0	0.000	0	0	0	0	2	0	3	1	0	3
0	Andrew Anderson	0	0	0	0	0.000	0	0	0.000	0	0	0.000	0	0	0.000	0	0	0	0	0	0	0	0	0	0
0	Corbin Jenkins	1	28	7	18	0.389	5	12	0.417	2	6	0.333	0	0	0.000	1	8	9	5	7	0	6	2	0	16
	TOTALS	1	28	33	64	0.516	28	54	0.519	5	10	0.500	3	11	0.273	21	22	43	9	18	0	31	8	1	74

