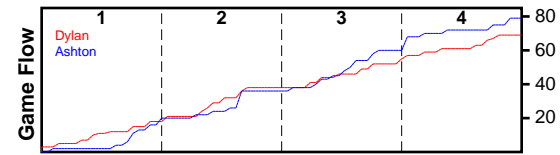


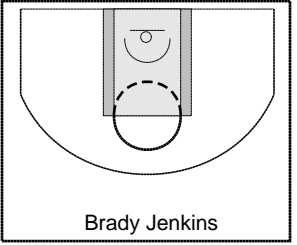
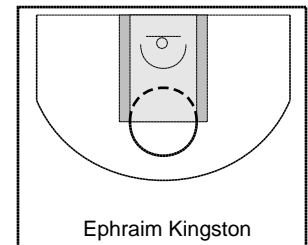
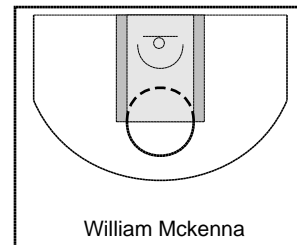
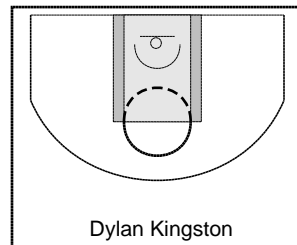
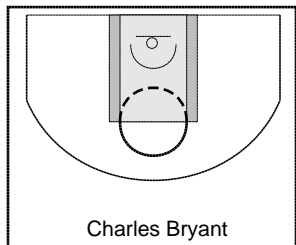
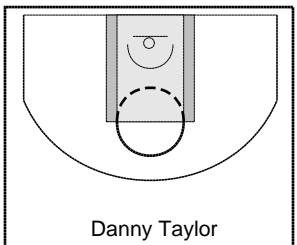
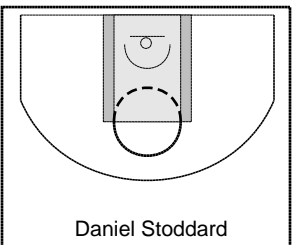
Dylan

10/9/24 Dylan at Ashton

	1	2	3	4	T
Dylan	18	20	14	17	69
Ashton	18	18	24	19	79



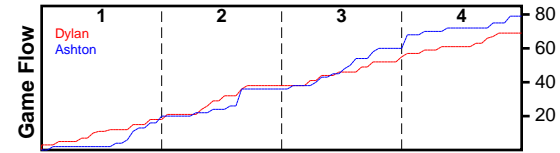
#	Name	G	MIN	FGM	FGA	FG%	2PM	2PA	2P%	3PM	3PA	3P%	FTM	FTA	FT%	OREB	DREB	REB	AST	STL	BLK	TO	PF	DEF	PTS
0	Daniel Stoddard	1	28	2	8	0.250	0	2	0.000	2	6	0.333	0	0	0.000	4	4	8	3	0	0	3	0	0	6
0	Danny Taylor	1	26	5	12	0.417	4	9	0.444	1	3	0.333	1	3	0.333	8	5	13	4	0	0	4	2	0	12
0	Charles Bryant	1	13	1	7	0.143	1	7	0.143	0	0	0.000	1	1	1.000	6	1	7	0	0	0	1	1	0	3
0	Dylan Kingston	1	19	4	6	0.667	4	6	0.667	0	0	0.000	0	0	0.000	3	0	3	1	3	0	1	1	0	8
0	William Mckenna	1	7	1	2	0.500	0	1	0.000	1	1	1.000	0	0	0.000	0	1	1	1	0	0	0	0	0	3
0	Ephraim Kingston	1	22	8	16	0.500	2	3	0.667	6	13	0.462	0	0	0.000	1	5	6	5	1	2	4	2	0	22
0	Brady Jenkins	1	28	5	23	0.217	3	12	0.250	2	11	0.182	3	5	0.600	3	6	9	3	4	0	8	3	0	15
	TOTALS	1	28	26	74	0.351	14	40	0.350	12	34	0.353	5	9	0.556	25	22	47	17	8	2	21	9	0	69



Ashton

10/9/24 Dylan at Ashton

	1	2	3	4	T
Dylan	18	20	14	17	69
Ashton	18	18	24	19	79



#	Name	G	MIN	FGM	FGA	FG%	2PM	2PA	2P%	3PM	3PA	3P%	FTM	FTA	FT%	OREB	DREB	REB	AST	STL	BLK	TO	PF	DEF	PTS
0	Ryan Jenkins	1	15	0	0	0.000	0	0	0.000	0	0	0.000	0	0	0.000	0	2	2	1	1	2	0	1	0	0
0	Brayson Taylor	1	28	18	34	0.529	15	24	0.625	3	10	0.300	2	2	1.000	5	4	9	2	4	1	6	2	0	41
0	Charles Jenkins	1	14	0	1	0.000	0	0	0.000	0	1	0.000	2	2	1.000	1	0	1	1	0	0	0	2	0	2
0	Terrance Summers	1	20	5	9	0.556	5	9	0.556	0	0	0.000	0	0	0.000	1	3	4	0	1	0	0	1	0	10
0	Kale Jenkins	1	21	3	7	0.429	3	3	1.000	0	4	0.000	0	0	0.000	0	1	1	1	3	0	1	2	0	6
0	Ashton Kingston	1	28	8	17	0.471	6	10	0.600	2	7	0.286	2	2	1.000	2	6	8	9	3	0	3	2	0	20
0	Austin Jenkins	1	15	0	1	0.000	0	1	0.000	0	0	0.000	2	2	1.000	1	1	2	0	0	1	1	0	0	2
	TOTALS	1	28	34	69	0.493	29	47	0.617	5	22	0.227	8	8	1.000	10	17	27	14	12	4	11	10	0	81

