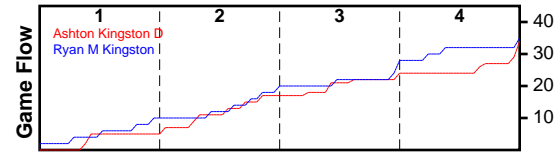


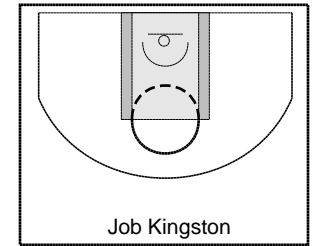
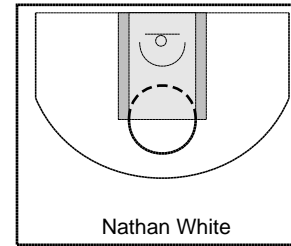
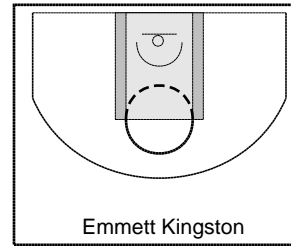
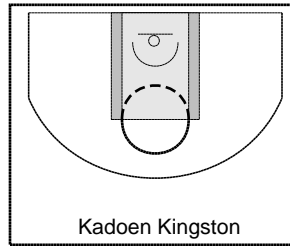
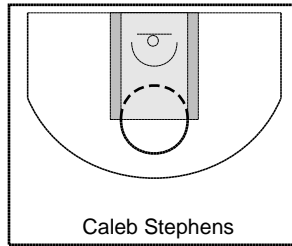
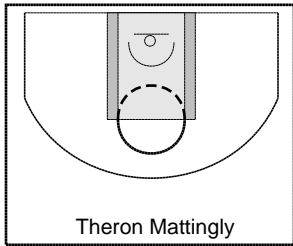
Ashton Kingston D

9/23/24 Ashton Kingston D at Ryan M Kingston

	1	2	3	4	T
Ashton Kingston D	5	12	7	10	34
Ryan M Kingston	10	10	8	7	35



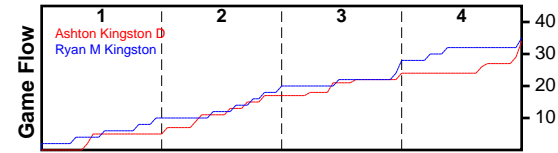
#	Name	G	MIN	FGM	FGA	FG%	2PM	2PA	2P%	3PM	3PA	3P%	FTM	FTA	FT%	OREB	DREB	REB	AST	STL	BLK	TO	PF	DEF	PTS
0	Theron Mattingly	1	28	4	10	0.400	1	3	0.333	3	7	0.429	0	0	0.000	3	9	12	0	3	2	9	1	0	11
0	Caleb Stephens	1	18	5	8	0.625	5	8	0.625	0	0	0.000	3	5	0.600	5	0	5	2	0	0	1	1	0	13
0	Kadoen Kingston	1	14	0	5	0.000	0	1	0.000	0	4	0.000	0	0	0.000	0	0	0	0	0	0	1	0	0	0
0	Emmett Kingston	1	17	0	3	0.000	0	1	0.000	0	2	0.000	0	0	0.000	1	0	1	1	2	0	3	0	0	0
0	Nathan White	1	27	4	19	0.211	4	13	0.308	0	6	0.000	0	0	0.000	3	9	12	1	0	0	3	0	0	8
0	Job Kingston	1	9	1	5	0.200	1	1	1.000	0	4	0.000	0	0	0.000	0	2	2	0	1	0	2	1	1	2
TOTALS		1	28	14	50	0.280	11	27	0.407	3	23	0.130	3	5	0.600	12	20	32	4	6	2	19	3	1	34



Ryan M Kingston

9/23/24 Ashton Kingston D at Ryan M Kingston

	1	2	3	4	T
Ashton Kingston D	5	12	7	10	34
Ryan M Kingston	10	10	8	7	35



#	Name	G	MIN	FGM	FGA	FG%	2PM	2PA	2P%	3PM	3PA	3P%	FTM	FTA	FT%	OREB	DREB	REB	AST	STL	BLK	TO	PF	DEF	PTS
0	Jaden Sessions	1	14	1	4	0.250	1	4	0.250	0	0	0.000	0	0	0.000	2	5	7	0	0	0	3	2	0	2
0	Dalan Jenkins	1	28	6	24	0.250	6	23	0.261	0	1	0.000	1	6	0.167	5	4	9	2	2	1	9	0	0	13
0	James Jenkins	1	28	6	13	0.462	6	13	0.462	0	0	0.000	0	0	0.000	7	5	12	1	0	0	3	0	0	12
0	Ryan M Kingston	1	7	0	0	0.000	0	0	0.000	0	0	0.000	0	0	0.000	0	1	1	0	0	0	0	0	0	0
0	Andrew Anderson	1	21	3	16	0.188	3	10	0.300	0	6	0.000	0	0	0.000	1	2	3	3	2	0	1	0	0	6
0	Corbin Jenkins	1	14	1	5	0.200	1	5	0.200	0	0	0.000	0	0	0.000	1	3	4	0	3	0	1	1	0	2
	TOTALS	1	28	17	62	0.274	17	55	0.309	0	7	0.000	1	6	0.167	16	20	36	6	7	1	17	3	0	35

