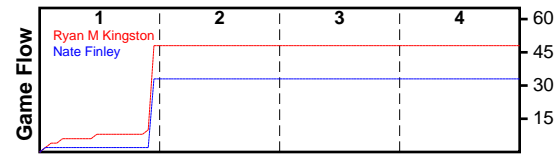


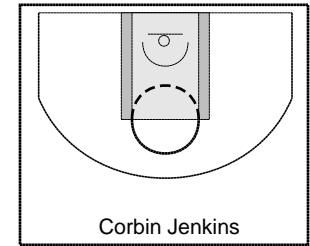
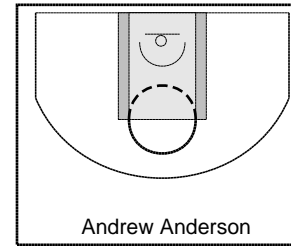
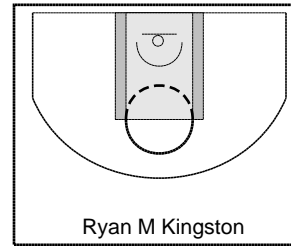

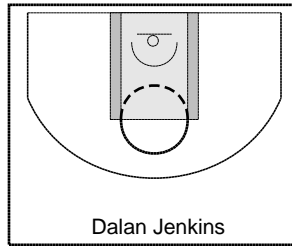
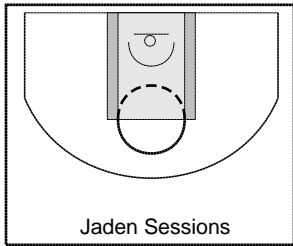
Ryan M Kingston

10/7/24 Ryan M Kingston at Nate Finley

	1	2	3	4	T
Ryan M Kingston	48	0	0	0	48
Nate Finley	33	0	0	0	33



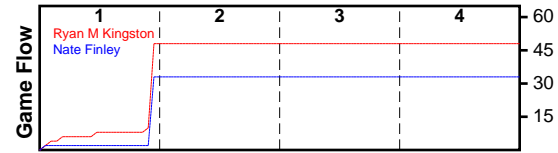
#	Name	G	MIN	FGM	FGA	FG%	2PM	2PA	2P%	3PM	3PA	3P%	FTM	FTA	FT%	OREB	DREB	REB	AST	STL	BLK	TO	PF	DEF	PTS
0	Jaden Sessions	1	28	1	2	0.500	1	2	0.500	0	0	0.000	0	2	0.000	1	4	5	0	1	0	0	1	0	2
0	Dalan Jenkins	1	28	7	16	0.438	7	14	0.500	0	2	0.000	0	0	0.000	4	3	7	3	0	0	5	3	0	14
0	James Jenkins	1	28	3	7	0.429	3	7	0.429	0	0	0.000	0	2	0.000	4	1	5	4	2	0	3	0	0	6
0	Ryan M Kingston	1	0	0	1	0.000	0	1	0.000	0	0	0.000	0	0	0.000	0	1	1	0	1	0	1	3	0	0
0	Andrew Anderson	0	0	0	0	0.000	0	0	0.000	0	0	0.000	0	0	0.000	0	0	0	0	0	0	0	0	0	0
0	Corbin Jenkins	1	28	13	22	0.591	13	22	0.591	0	0	0.000	0	0	0.000	3	7	10	1	1	0	11	0	0	26
	TOTALS	1	28	24	48	0.500	24	46	0.522	0	2	0.000	0	4	0.000	12	16	28	8	5	0	20	7	0	48



Nate Finley

10/7/24 Ryan M Kingston at Nate Finley

	1	2	3	4	T
Ryan M Kingston	48	0	0	0	48
Nate Finley	33	0	0	0	33



#	Name	G	MIN	FGM	FGA	FG%	2PM	2PA	2P%	3PM	3PA	3P%	FTM	FTA	FT%	OREB	DREB	REB	AST	STL	BLK	TO	PF	DEF	PTS	
0	Daniel West	1	0	1	3	0.333	1	3	0.333	0	0	0.000	0	0	0.000	2	0	2	0	0	0	0	0	0	2	
0	Nate Gustafson	1	28	7	17	0.412	7	14	0.500	0	3	0.000	6	17	0.353	10	6	16	0	5	0	6	1	0	0	20
0	Joshua Kendrick	1	0	0	1	0.000	0	1	0.000	0	0	0.000	0	0	0.000	1	0	1	0	0	0	1	0	0	0	
0	Locklynne Mattingly	1	28	5	12	0.417	5	8	0.625	0	4	0.000	0	2	0.000	3	4	7	0	1	0	5	0	0	10	
0	Nate Finley	1	28	0	5	0.000	0	3	0.000	0	2	0.000	1	4	0.250	4	1	5	2	0	0	3	1	1	1	
0	Louis Gustafson	1	28	0	1	0.000	0	1	0.000	0	0	0.000	0	0	0.000	0	0	0	0	0	0	2	0	0	0	
	TOTALS	1	28	13	39	0.333	13	30	0.433	0	9	0.000	7	23	0.304	20	11	31	2	6	0	17	2	1	33	

