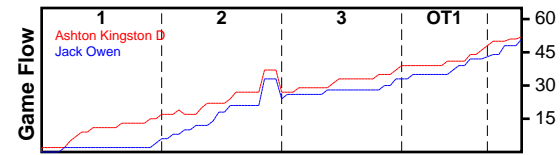


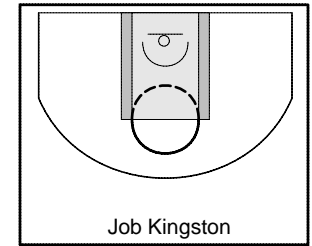
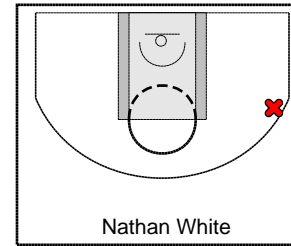
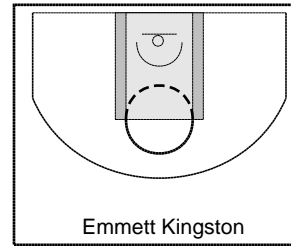
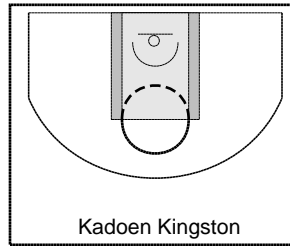
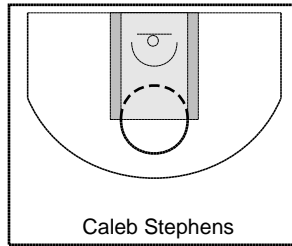
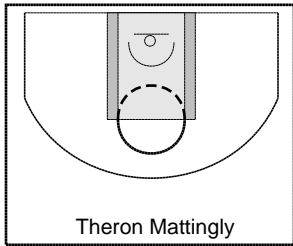
Ashton Kingston D

10/21/24 Ashton Kingston D at Jack Owen

	1	2	3	OT1	T
Ashton Kingston D	17	10	10	1	52
Jack Owen	6	18	9	0	51



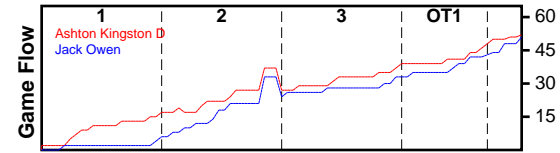
#	Name	G	MIN	FGM	FGA	FG%	2PM	2PA	2P%	3PM	3PA	3P%	FTM	FTA	FT%	OREB	DREB	REB	AST	STL	BLK	TO	PF	DEF	PTS
0	Theron Mattingly	1	25	9	19	0.474	9	18	0.500	0	1	0.000	1	4	0.250	6	8	14	0	0	1	4	2	0	19
0	Caleb Stephens	0	0	0	0	0.000	0	0	0.000	0	0	0.000	0	0	0.000	0	0	0	0	0	0	0	0	0	0
0	Kadoen Kingston	1	20	0	3	0.000	0	3	0.000	0	0	0.000	0	2	0.000	1	2	3	0	1	0	2	0	0	0
0	Emmett Kingston	1	21	3	8	0.375	2	6	0.333	1	2	0.500	0	0	0.000	1	0	1	0	2	0	0	3	0	7
0	Nathan White	1	25	7	19	0.368	6	15	0.400	1	4	0.250	2	6	0.333	8	6	14	0	2	0	5	5	0	17
0	Job Kingston	1	22	3	8	0.375	1	3	0.333	2	5	0.400	0	0	0.000	0	1	1	0	0	0	3	1	0	8
	TOTALS	1	28	22	57	0.386	18	45	0.400	4	12	0.333	3	12	0.250	16	17	33	0	5	1	14	11	0	51



Jack Owen

10/21/24 Ashton Kingston D at Jack Owen

	1	2	3	OT1	T
Ashton Kingston D	17	10	10	1	52
Jack Owen	6	18	9	0	51



#	Name	G	MIN	FGM	FGA	FG%	2PM	2PA	2P%	3PM	3PA	3P%	FTM	FTA	FT%	OREB	DREB	REB	AST	STL	BLK	TO	PF	DEF	PTS
0	William Keaton	0	0	0	0	0.000	0	0	0.000	0	0	0.000	0	0	0.000	0	0	0	0	0	0	0	0	0	0
0	Peter Martin	1	28	0	2	0.000	0	1	0.000	0	1	0.000	0	0	0.000	0	1	1	0	1	0	0	0	0	0
0	Nathan Stoddard	1	28	8	22	0.364	5	11	0.455	3	11	0.273	2	4	0.500	2	3	5	0	0	0	2	4	0	21
0	Jason Kendrick	0	0	0	0	0.000	0	0	0.000	0	0	0.000	0	0	0.000	0	0	0	0	0	0	0	0	0	0
0	Jack Owen	1	28	10	25	0.400	9	20	0.450	1	5	0.200	3	10	0.300	2	7	9	1	5	0	4	3	0	24
0	Cade Stoddard	1	28	2	8	0.250	2	7	0.286	0	1	0.000	0	0	0.000	3	2	5	0	0	0	3	2	0	4
	TOTALS	1	28	20	57	0.351	16	39	0.410	4	18	0.222	5	14	0.357	7	13	20	1	6	0	9	9	0	49

