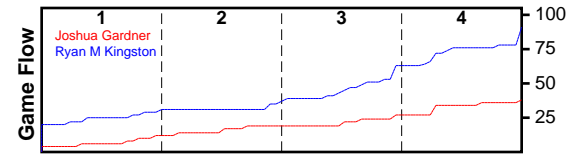


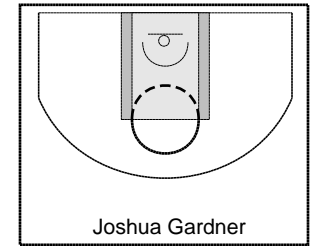
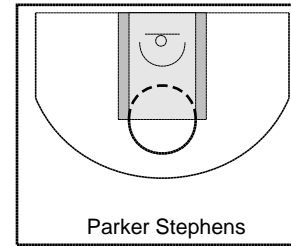
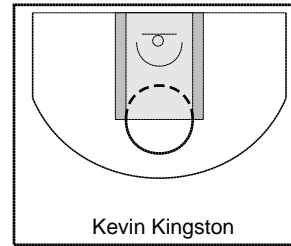
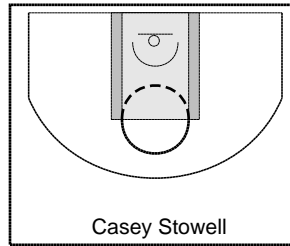
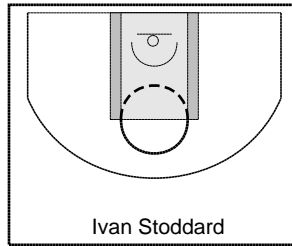
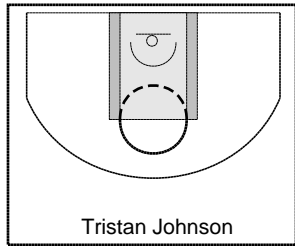
Joshua Gardner

9/9/24 Joshua Gardner at Ryan M Kingston

	1	2	3	4	T
Joshua Gardner	12	7	8	11	38
Ryan M Kingston	31	6	26	28	91



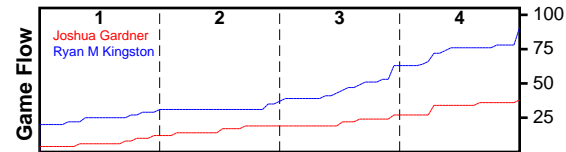
#	Name	G	MIN	FGM	FGA	FG%	2PM	2PA	2P%	3PM	3PA	3P%	FTM	FTA	FT%	OREB	DREB	REB	AST	STL	BLK	TO	PF	DEF	PTS
0	Tristan Johnson	1	21	3	9	0.333	3	9	0.333	0	0	0.000	0	0	0.000	8	9	17	0	0	0	4	0	0	6
0	Ivan Stoddard	1	7	0	2	0.000	0	2	0.000	0	0	0.000	0	2	0.000	5	0	5	0	2	0	0	0	0	0
0	Casey Stowell	1	4	0	2	0.000	0	2	0.000	0	0	0.000	0	0	0.000	2	3	5	0	0	0	3	3	0	0
0	Kevin Kingston	1	21	5	22	0.227	5	14	0.357	0	8	0.000	0	0	0.000	3	6	9	3	2	0	9	1	0	10
0	Parker Stephens	1	25	7	25	0.280	4	12	0.333	3	13	0.231	0	0	0.000	2	2	4	1	2	0	14	0	0	17
0	Joshua Gardner	1	21	2	4	0.500	1	2	0.500	1	2	0.500	0	0	0.000	0	4	4	0	3	0	4	0	0	5
	TOTALS	1	28	17	64	0.266	13	41	0.317	4	23	0.174	0	2	0.000	20	24	44	4	9	0	34	4	0	38



Ryan M Kingston

9/9/24 Joshua Gardner at Ryan M Kingston

	1	2	3	4	T
Joshua Gardner	12	7	8	11	38
Ryan M Kingston	31	6	26	28	91



#	Name	G	MIN	FGM	FGA	FG%	2PM	2PA	2P%	3PM	3PA	3P%	FTM	FTA	FT%	OREB	DREB	REB	AST	STL	BLK	TO	PF	DEF	PTS
0	Jaden Sessions	1	12	2	7	0.286	2	5	0.400	0	2	0.000	0	0	0.000	3	4	7	1	1	0	4	1	0	4
0	Dalan Jenkins	1	12	12	21	0.571	12	21	0.571	0	0	0.000	0	0	0.000	4	4	8	5	8	2	2	0	0	24
0	James Jenkins	1	25	9	13	0.692	9	13	0.692	0	0	0.000	0	0	0.000	4	7	11	3	1	0	1	2	0	18
0	Ryan M Kingston	1	13	0	2	0.000	0	1	0.000	0	1	0.000	0	0	0.000	0	1	1	1	3	0	3	1	0	0
0	Andrew Anderson	1	14	4	19	0.211	3	13	0.231	1	6	0.167	1	2	0.500	4	6	10	2	2	0	2	0	0	10
0	Corbin Jenkins	1	23	17	33	0.515	16	29	0.552	1	4	0.250	0	3	0.000	8	3	11	4	5	1	1	1	0	35
	TOTALS	1	28	44	95	0.463	42	82	0.512	2	13	0.154	1	5	0.200	23	25	48	16	20	3	13	5	0	91

