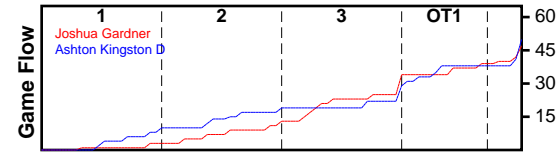


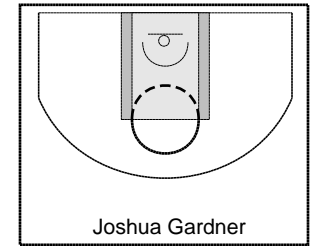
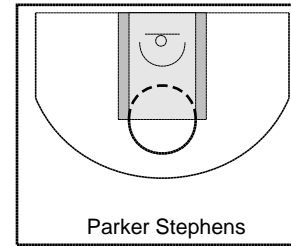
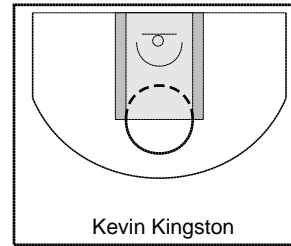
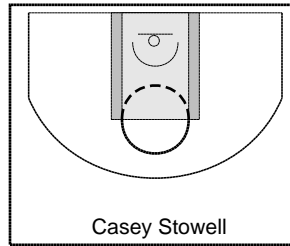
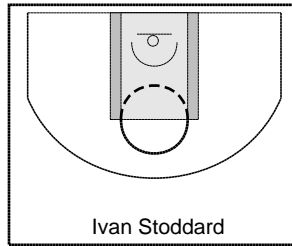
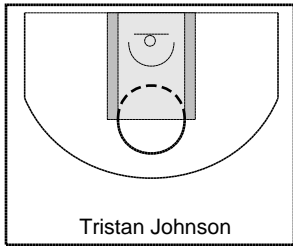
Joshua Gardner

10/28/24 Joshua Gardner at Ashton Kingston D

	1	2	3	OT1	T
Joshua Gardner	3	10	21	2	47
Ashton Kingston D	10	9	10	5	50



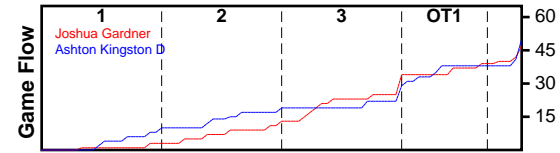
#	Name	G	MIN	FGM	FGA	FG%	2PM	2PA	2P%	3PM	3PA	3P%	FTM	FTA	FT%	OREB	DREB	REB	AST	STL	BLK	TO	PF	DEF	PTS
0	Tristan Johnson	1	10	2	7	0.286	2	6	0.333	0	1	0.000	1	2	0.500	1	3	4	1	0	1	2	2	0	5
0	Ivan Stoddard	1	9	5	12	0.417	5	12	0.417	0	0	0.000	0	1	0.000	5	9	14	0	1	0	4	2	0	10
0	Casey Stowell	1	27	0	5	0.000	0	5	0.000	0	0	0.000	0	4	0.000	3	12	15	3	3	1	10	6	1	0
0	Kevin Kingston	1	21	2	8	0.250	2	5	0.400	0	3	0.000	2	4	0.500	1	2	3	0	4	0	7	1	0	6
0	Parker Stephens	1	28	7	21	0.333	7	11	0.636	0	10	0.000	4	9	0.444	3	4	7	3	3	0	6	5	0	18
0	Joshua Gardner	1	19	3	8	0.375	1	3	0.333	2	5	0.400	0	2	0.000	1	4	5	1	2	0	3	2	0	8
	TOTALS	1	28	19	61	0.311	17	42	0.405	2	19	0.105	7	22	0.318	14	34	48	8	13	2	32	18	1	47



Ashton Kingston D

10/28/24 Joshua Gardner at Ashton Kingston D

	1	2	3	OT1	T
Joshua Gardner	3	10	21	2	47
Ashton Kingston D	10	9	10	5	50



#	Name	G	MIN	FGM	FGA	FG%	2PM	2PA	2P%	3PM	3PA	3P%	FTM	FTA	FT%	OREB	DREB	REB	AST	STL	BLK	TO	PF	DEF	PTS
0	Theron Mattingly	1	24	7	14	0.500	6	12	0.500	1	2	0.500	1	4	0.250	4	17	21	1	2	0	7	1	0	16
0	Caleb Stephens	1	21	3	10	0.300	3	10	0.300	0	0	0.000	0	7	0.000	6	3	9	0	3	1	2	3	0	6
0	Kadoen Kingston	1	12	1	6	0.167	1	6	0.167	0	0	0.000	0	2	0.000	4	1	5	0	0	0	5	1	0	2
0	Emmett Kingston	1	12	1	3	0.333	1	2	0.500	0	1	0.000	1	4	0.250	0	0	0	0	2	0	3	1	0	3
0	Nathan White	1	21	7	26	0.269	6	21	0.286	1	5	0.200	2	2	1.000	0	2	2	1	11	1	6	4	3	17
0	Job Kingston	1	24	2	11	0.182	2	3	0.667	0	8	0.000	2	4	0.500	3	4	7	2	3	2	4	4	1	6
	TOTALS	1	28	21	70	0.300	19	54	0.352	2	16	0.125	6	23	0.261	17	27	44	4	21	4	27	14	4	50

