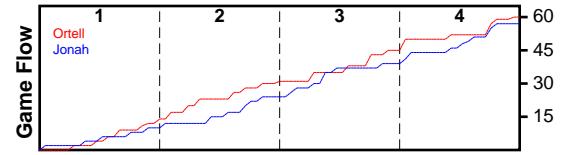


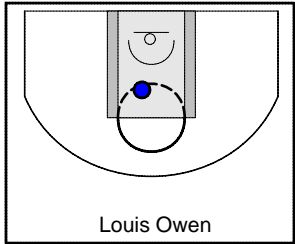
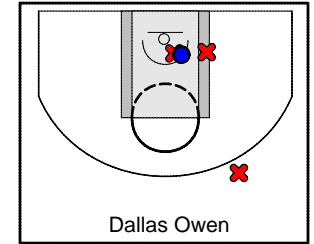

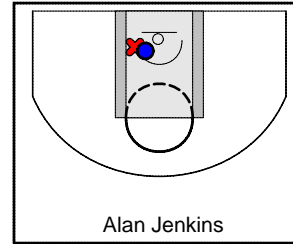
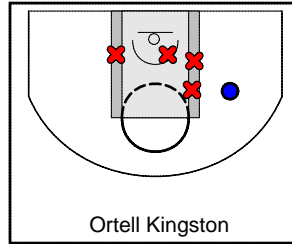
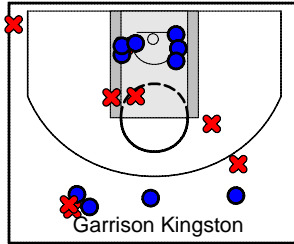
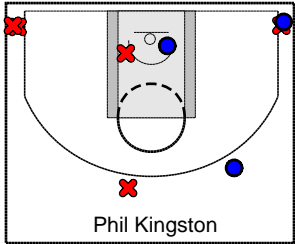
Ortell

10/2/24 Ortell at Jonah

	1	2	3	4	T
Ortell	12	19	14	15	60
Jonah	10	14	15	18	57



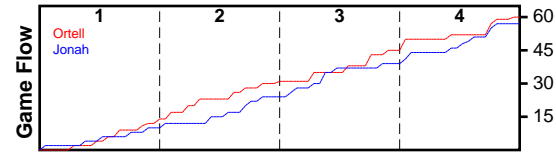
#	Name	G	MIN	FGM	FGA	FG%	2PM	2PA	2P%	3PM	3PA	3P%	FTM	FTA	FT%	OREB	DREB	REB	AST	STL	BLK	TO	PF	DEF	PTS
0	Phil Kingston	1	25	3	8	0.375	1	2	0.500	2	6	0.333	1	2	0.500	2	0	2	0	0	0	3	2	0	9
0	Garrison Kingston	1	28	8	17	0.471	4	9	0.444	4	8	0.500	6	8	0.750	2	3	5	3	2	2	3	2	0	26
0	Ortell Kingston	1	15	1	5	0.200	1	5	0.200	0	0	0.000	0	0	0.000	2	3	5	0	0	0	0	1	0	2
0	Alan Jenkins	1	10	1	2	0.500	1	2	0.500	0	0	0.000	0	0	0.000	1	1	2	0	0	0	0	0	0	2
0	James Stephens	1	28	6	16	0.375	3	8	0.375	3	8	0.375	1	2	0.500	2	9	11	3	5	1	8	3	0	16
0	Dallas Owen	1	24	1	4	0.250	1	3	0.333	0	1	0.000	3	4	0.750	1	2	3	0	1	0	0	1	0	5
0	Louis Owen	1	12	0	0	0.000	0	0	0.000	0	0	0.000	0	0	0.000	0	2	2	0	0	1	0	2	0	0
	TOTALS	1	28	20	52	0.385	11	29	0.379	9	23	0.391	11	16	0.688	10	20	30	6	8	4	14	11	0	60



Jonah

10/2/24 Ortell at Jonah

	1	2	3	4	T
Ortell	12	19	14	15	60
Jonah	10	14	15	18	57



#	Name	G	MIN	FGM	FGA	FG%	2PM	2PA	2P%	3PM	3PA	3P%	FTM	FTA	FT%	OREB	DREB	REB	AST	STL	BLK	TO	PF	DEF	PTS
0	Benjamin Kingston	1	7	0	4	0.000	0	0	0.000	0	4	0.000	0	0	0.000	0	1	1	1	1	0	1	0	0	0
0	Dillon Reynolds	1	17	1	1	1.000	1	1	1.000	0	0	0.000	0	0	0.000	0	3	3	0	1	0	1	0	0	2
0	Lucas Jenkins	1	23	3	8	0.375	3	5	0.600	0	3	0.000	0	0	0.000	1	0	1	0	0	0	3	3	0	6
0	Jonah Jenkins	1	22	5	10	0.500	4	7	0.571	1	3	0.333	3	4	0.750	1	6	7	3	3	0	6	4	0	14
0	Joey Walton	1	28	6	8	0.750	6	8	0.750	0	0	0.000	3	7	0.429	8	4	12	0	1	0	2	3	0	15
0	Garrett Jenkins	1	28	3	11	0.273	3	8	0.375	0	3	0.000	6	6	1.000	0	5	5	6	1	0	2	4	0	12
0	Josh Kingston	1	16	3	9	0.333	1	3	0.333	2	6	0.333	0	0	0.000	0	3	3	0	0	1	0	1	0	8
	TOTALS	1	28	21	51	0.412	18	32	0.562	3	19	0.158	12	17	0.706	10	22	32	10	7	1	15	15	0	57

