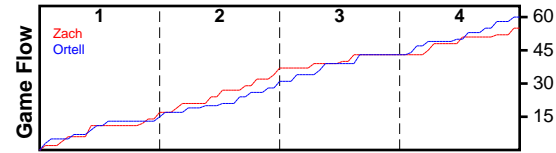


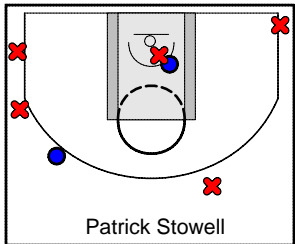
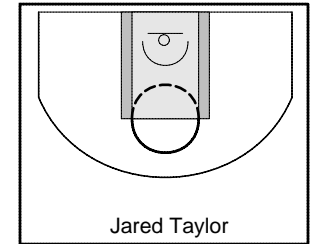
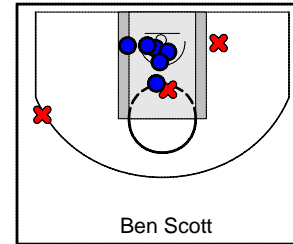
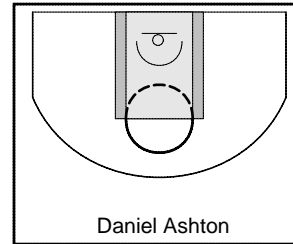
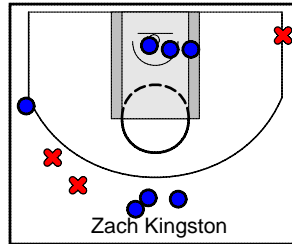
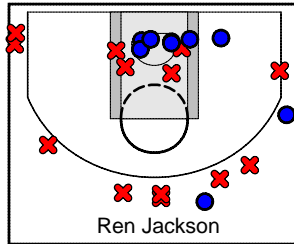
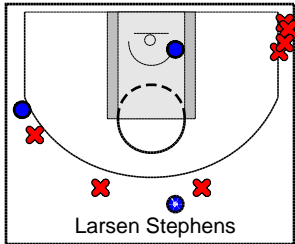
Zach

10/9/24 Zach at Ortell

	1	2	3	4	T
Zach	14	20	9	12	55
Ortell	15	16	12	17	60



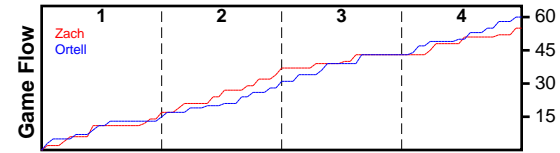
#	Name	G	MIN	FGM	FGA	FG%	2PM	2PA	2P%	3PM	3PA	3P%	FTM	FTA	FT%	OREB	DREB	REB	AST	STL	BLK	TO	PF	DEF	PTS
0	Larsen Stephens	1	21	3	12	0.250	1	3	0.333	2	9	0.222	0	2	0.000	2	1	3	1	3	0	2	2	0	8
0	Ren Jackson	1	28	6	20	0.300	4	9	0.444	2	11	0.182	0	0	0.000	3	12	15	4	0	3	4	0	0	14
0	Zach Kingston	1	28	7	13	0.538	3	6	0.500	4	7	0.571	0	0	0.000	0	6	6	4	0	0	0	1	0	18
0	Daniel Ashton	1	11	0	1	0.000	0	1	0.000	0	0	0.000	0	0	0.000	2	3	5	1	0	0	1	3	0	0
0	Ben Scott	1	28	4	9	0.444	4	8	0.500	0	1	0.000	3	6	0.500	8	3	11	1	1	2	2	2	0	11
0	Jared Taylor	0	0	0	0	0.000	0	0	0.000	0	0	0.000	0	0	0.000	0	0	0	0	0	0	0	0	0	0
0	Patrick Stowell	1	25	1	6	0.167	0	1	0.000	1	5	0.200	1	2	0.500	2	5	7	1	1	1	2	5	0	4
	TOTALS	1	28	21	61	0.344	12	28	0.429	9	33	0.273	4	10	0.400	17	30	47	12	5	6	11	13	0	55



Ortell

10/9/24 Zach at Ortell

	1	2	3	4	T
Zach	14	20	9	12	55
Ortell	15	16	12	17	60



#	Name	G	MIN	FGM	FGA	FG%	2PM	2PA	2P%	3PM	3PA	3P%	FTM	FTA	FT%	OREB	DREB	REB	AST	STL	BLK	TO	PF	DEF	PTS
0	Phil Kingston	1	25	2	7	0.286	1	3	0.333	1	4	0.250	4	7	0.571	3	3	6	1	2	1	3	1	0	9
0	Garrison Kingston	1	28	11	24	0.458	4	8	0.500	7	16	0.438	2	6	0.333	1	5	6	3	2	2	2	1	0	31
0	Ortell Kingston	1	20	2	4	0.500	2	4	0.500	0	0	0.000	0	0	0.000	3	3	6	0	2	1	0	1	0	4
0	Alan Jenkins	1	9	2	3	0.667	2	3	0.667	0	0	0.000	0	0	0.000	2	2	4	0	0	2	0	0	0	4
0	James Stephens	1	17	2	8	0.250	2	6	0.333	0	2	0.000	2	4	0.500	0	4	4	5	3	2	2	2	0	6
0	Dallas Owen	1	19	0	6	0.000	0	4	0.000	0	2	0.000	0	0	0.000	2	0	2	3	1	0	1	1	0	0
0	Louis Owen	1	25	3	8	0.375	3	8	0.375	0	0	0.000	0	0	0.000	4	6	10	0	0	1	0	0	0	6
	TOTALS	1	28	22	60	0.367	14	36	0.389	8	24	0.333	8	17	0.471	15	23	38	12	10	9	8	6	0	60

