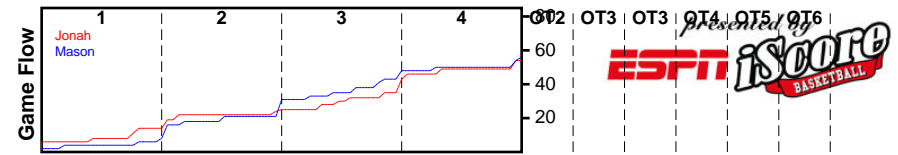


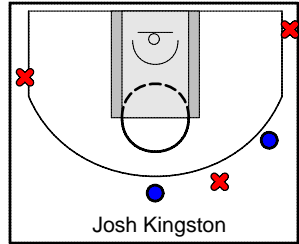
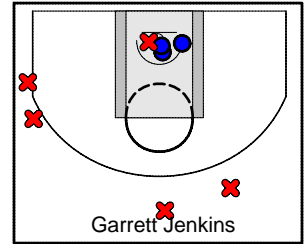
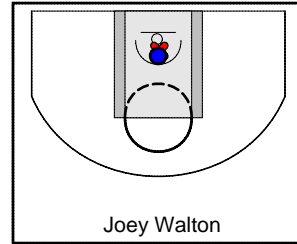


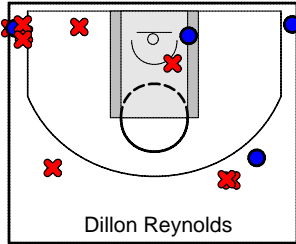
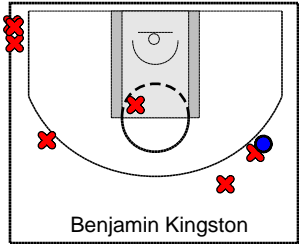
Jonah

10/9/24 Jonah at Mason

	1	2	3	4	OT2	OT3	OT3	OT4	OT5	OT6	T
Jonah	14	11	13	16	0	0	0	0	0	6	68
Mason	8	23	12	11	0	3	0	0	0	10	72



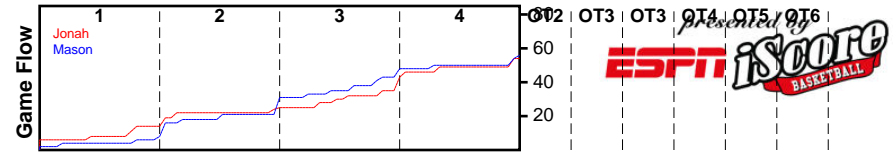
#	Name	G	MIN	FGM	FGA	FG%	2PM	2PA	2P%	3PM	3PA	3P%	FTM	FTA	FT%	OREB	DREB	REB	AST	STL	BLK	TO	PF	DEF	PTS
0	Benjamin Kingston	1	10	1	8	0.125	0	1	0.000	1	7	0.143	0	0	0.000	0	0	0	0	1	0	0	0	0	3
0	Dillon Reynolds	1	35	4	14	0.286	1	4	0.250	3	10	0.300	0	0	0.000	0	1	1	1	1	0	3	1	0	11
0	Lucas Jenkins	1	44	8	19	0.421	3	5	0.600	5	14	0.357	1	3	0.333	0	2	2	4	0	1	2	3	0	22
0	Jonah Jenkins	1	46	6	16	0.375	5	13	0.385	1	3	0.333	2	3	0.667	4	9	13	3	1	1	5	4	0	15
0	Joey Walton	1	15	1	2	0.500	1	2	0.500	0	0	0.000	0	1	0.000	2	3	5	0	1	0	2	1	0	2
0	Garrett Jenkins	1	46	3	9	0.333	3	5	0.600	0	4	0.000	5	6	0.833	1	8	9	9	2	0	3	3	0	11
0	Josh Kingston	1	37	2	7	0.286	0	1	0.000	2	6	0.333	0	0	0.000	1	4	5	1	1	0	1	1	0	6
	TOTALS	1	28	25	75	0.333	13	31	0.419	12	44	0.273	8	13	0.615	8	27	35	18	7	2	16	13	0	70



Mason

10/9/24 Jonah at Mason

	1	2	3	4	OT2	OT3	OT3	OT4	OT5	OT6	T
Jonah	14	11	13	16	0	0	0	0	0	6	68
Mason	8	23	12	11	0	3	0	0	0	10	72



#	Name	G	MIN	FGM	FGA	FG%	2PM	2PA	2P%	3PM	3PA	3P%	FTM	FTA	FT%	OREB	DREB	REB	AST	STL	BLK	TO	PF	DEF	PTS
0	Peter Kingston	0	0	0	0	0.000	0	0	0.000	0	0	0.000	0	0	0.000	0	0	0	0	0	0	0	0	0	0
0	Jacob Kingston	1	29	3	9	0.333	1	3	0.333	2	6	0.333	2	2	1.000	2	4	6	2	3	0	2	1	0	10
0	Kade Taylor	1	46	4	11	0.364	4	7	0.571	0	4	0.000	0	2	0.000	6	10	16	0	1	2	2	2	0	8
0	Troy Jenkins	1	46	6	20	0.300	3	5	0.600	3	15	0.200	8	10	0.800	1	6	7	2	1	0	2	4	0	23
0	Abel Jenkins	1	46	8	18	0.444	5	9	0.556	3	9	0.333	2	4	0.500	3	2	5	4	3	1	2	4	0	21
0	James Obrien Jr.	1	40	2	8	0.250	2	5	0.400	0	3	0.000	0	0	0.000	6	5	11	3	2	1	6	3	0	4
0	Mason Peterson	1	24	2	9	0.222	0	2	0.000	2	7	0.286	0	0	0.000	2	6	8	1	1	0	0	1	0	6
	TOTALS	1	28	25	75	0.333	15	31	0.484	10	44	0.227	12	18	0.667	20	33	53	12	11	4	14	15	0	72

