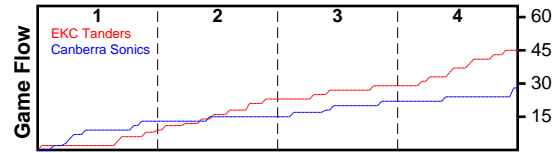


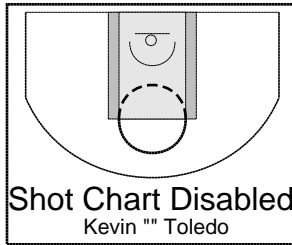
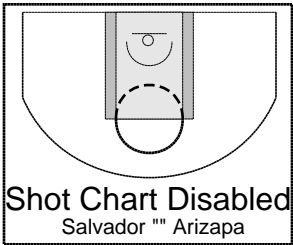
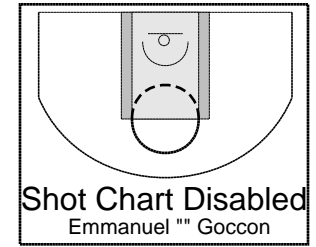
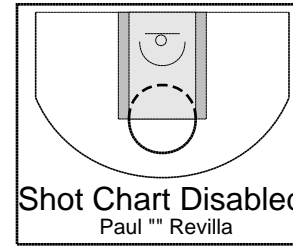
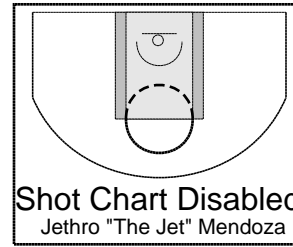
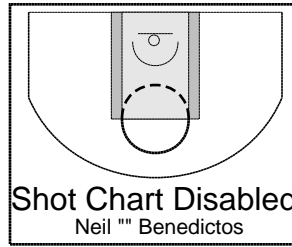
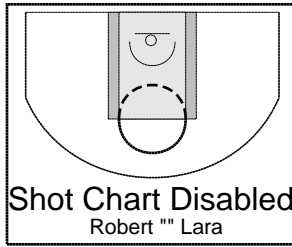
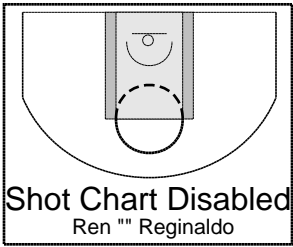
EKC Tanders

Rd2 7/22/17 EKC Tanders at Canberra Sonics

	1	2	3	4	T
EKC Tanders	9	14	6	16	45
Canberra Sonics	13	2	7	6	28



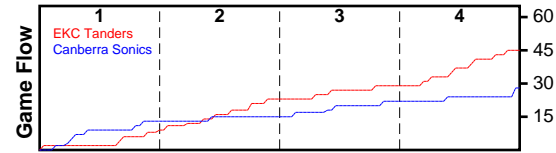
#	Name	G	MIN	FGM	FGA	FG%	2PM	2PA	2P%	3PM	3PA	3P%	FTM	FTA	FT%	OREB	DREB	REB	AST	STL	BLK	TO	PF	DEF	PTS
23	Ren "" Reginaldo	1	30	3	9	0.333	3	6	0.500	0	3	0.000	0	0	0.000	0	3	3	2	3	1	2	2	1	6
8	Robert "" Lara	1	27	3	9	0.333	2	7	0.286	1	2	0.500	0	2	0.000	2	1	3	1	1	0	4	0	0	7
55	Neil "" Benedictos	1	27	3	10	0.300	3	7	0.429	0	3	0.000	0	1	0.000	1	3	4	2	1	0	0	2	0	6
0	Jethro "The Jet" Mendoza	1	25	1	8	0.125	1	8	0.125	0	0	0.000	0	0	0.000	2	1	3	0	0	0	1	0	0	2
3	Paul "" Revilla	1	33	6	10	0.600	6	10	0.600	0	0	0.000	0	0	0.000	8	12	20	5	2	1	8	1	0	12
7	Emmanuel "" Gocon	1	33	0	3	0.000	0	3	0.000	0	0	0.000	0	0	0.000	0	5	5	0	2	0	1	2	1	0
19	Salvador "" Arizapa	1	28	5	9	0.556	5	8	0.625	0	1	0.000	2	6	0.333	3	4	7	1	0	1	0	3	0	12
17	Kevin "" Toledo	0	0	0	0	0.000	0	0	0.000	0	0	0.000	0	0	0.000	0	0	0	0	0	0	0	0	0	0
TOTALS		1	40	21	58	0.362	20	49	0.408	1	9	0.111	2	9	0.222	16	29	45	11	9	3	16	10	2	45



Canberra Sonics

Rd2 7/22/17 EKC Tanders at Canberra Sonics

	1	2	3	4	T
EKC Tanders	9	14	6	16	45
Canberra Sonics	13	2	7	6	28



#	Name	G	MIN	FGM	FGA	FG%	2PM	2PA	2P%	3PM	3PA	3P%	FTM	FTA	FT%	OREB	DREB	REB	AST	STL	BLK	TO	PF	DEF	PTS
57	Tristan Hollink	1	30	3	8	0.375	3	7	0.429	0	1	0.000	0	2	0.000	3	5	8	0	2	0	2	0	0	6
100	Liam Smith	1	37	3	13	0.231	3	10	0.300	0	3	0.000	1	2	0.500	6	3	9	1	2	0	1	3	1	7
11	Nick Murray	1	37	0	4	0.000	0	3	0.000	0	1	0.000	1	2	0.500	3	3	6	0	0	0	3	1	0	1
7	James Warr	1	38	2	19	0.105	2	12	0.167	0	7	0.000	0	2	0.000	4	2	6	0	3	0	2	1	0	4
24	Rhys O	1	30	2	9	0.222	2	6	0.333	0	3	0.000	0	0	0.000	2	5	7	0	3	0	5	1	0	4
TOTALS		1	40	10	53	0.189	10	38	0.263	0	15	0.000	2	8	0.250	18	18	36	1	10	0	13	6	1	22

