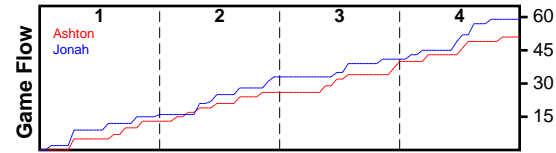


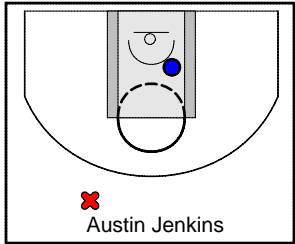
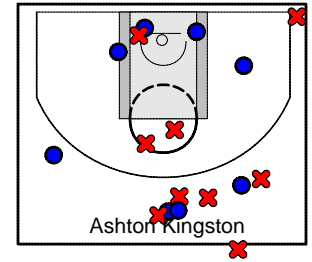

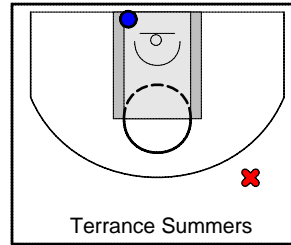

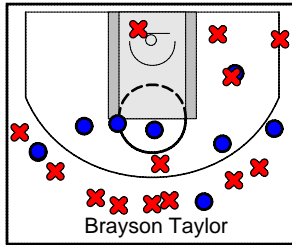
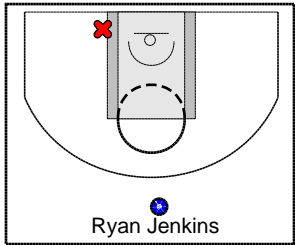
Ashton

9/11/24 Ashton at Jonah

	1	2	3	4	T
Ashton	13	13	11	14	51
Jonah	16	17	8	18	59



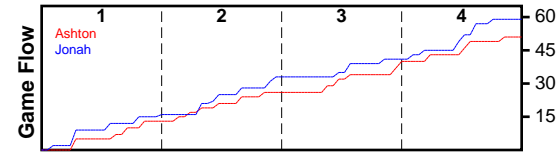
#	Name	G	MIN	FGM	FGA	FG%	2PM	2PA	2P%	3PM	3PA	3P%	FTM	FTA	FT%	OREB	DREB	REB	AST	STL	BLK	TO	PF	DEF	PTS
0	Ryan Jenkins	1	19	0	2	0.000	0	2	0.000	0	0	0.000	1	2	0.500	0	4	4	1	0	1	1	3	0	1
0	Brayson Taylor	1	28	8	22	0.364	4	8	0.500	4	14	0.286	0	1	0.000	3	11	14	1	1	2	2	2	0	20
0	Charles Jenkins	1	10	0	0	0.000	0	0	0.000	0	0	0.000	0	0	0.000	0	1	1	0	1	0	2	0	0	0
0	Terrance Summers	1	20	0	1	0.000	0	0	0.000	0	1	0.000	0	0	0.000	0	5	5	1	0	0	1	2	0	0
0	Kale Jenkins	1	28	1	9	0.111	0	4	0.000	1	5	0.200	1	3	0.333	0	2	2	1	2	0	5	2	0	4
0	Ashton Kingston	1	28	10	19	0.526	6	9	0.667	4	10	0.400	2	6	0.333	2	5	7	1	4	0	7	3	0	26
0	Austin Jenkins	1	9	0	1	0.000	0	0	0.000	0	1	0.000	0	0	0.000	0	2	2	0	0	1	0	2	0	0
	TOTALS	1	28	19	54	0.352	10	23	0.435	9	31	0.290	4	12	0.333	5	30	35	5	8	4	18	14	0	51



Jonah

9/11/24 Ashton at Jonah

	1	2	3	4	T
Ashton	13	13	11	14	51
Jonah	16	17	8	18	59



#	Name	G	MIN	FGM	FGA	FG%	2PM	2PA	2P%	3PM	3PA	3P%	FTM	FTA	FT%	OREB	DREB	REB	AST	STL	BLK	TO	PF	DEF	PTS
0	Benjamin Kingston	1	10	0	1	0.000	0	0	0.000	0	1	0.000	0	0	0.000	0	2	2	1	1	0	1	3	0	0
0	Dillon Reynolds	1	13	2	4	0.500	1	3	0.333	1	1	1.000	0	0	0.000	0	1	1	0	1	0	1	1	0	5
0	Lucas Jenkins	1	25	3	11	0.273	2	6	0.333	1	5	0.200	2	3	0.667	2	3	5	1	0	1	2	2	0	9
0	Jonah Jenkins	1	28	8	18	0.444	5	10	0.500	3	8	0.375	5	8	0.625	0	11	11	3	3	1	3	1	0	24
0	Joey Walton	1	20	3	7	0.429	3	7	0.429	0	0	0.000	0	0	0.000	4	2	6	1	5	0	1	1	0	6
0	Garrett Jenkins	1	25	0	7	0.000	0	4	0.000	0	3	0.000	2	4	0.500	0	6	6	1	1	0	2	1	0	2
0	Josh Kingston	1	22	4	7	0.571	1	2	0.500	3	5	0.600	2	2	1.000	1	4	5	0	2	0	3	0	0	13
	TOTALS	1	28	20	55	0.364	12	32	0.375	8	23	0.348	11	17	0.647	7	29	36	7	13	2	13	9	0	59

