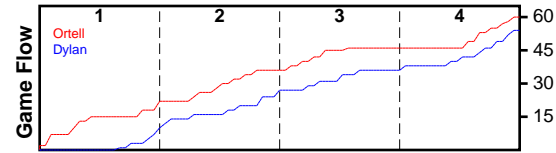


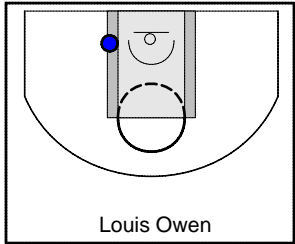
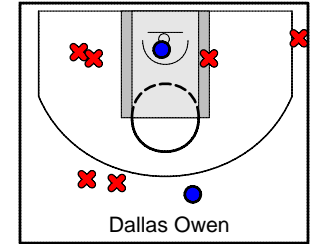

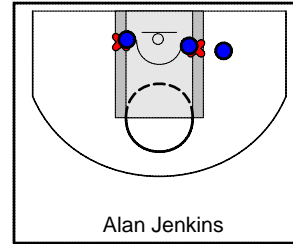
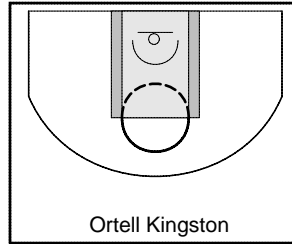
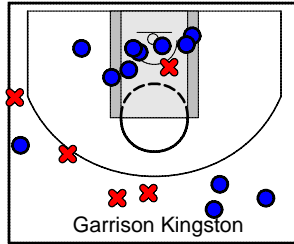
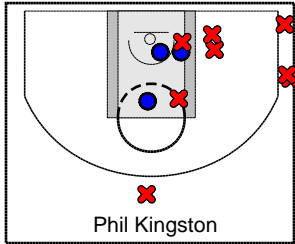
Ortell

9/11/24 Ortell at Dylan

	1	2	3	4	T
Ortell	20	16	10	14	60
Dylan	10	17	9	18	54



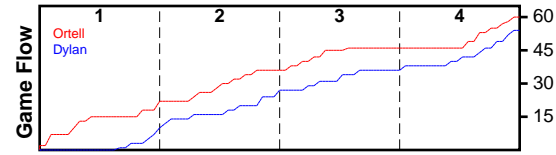
#	Name	G	MIN	FGM	FGA	FG%	2PM	2PA	2P%	3PM	3PA	3P%	FTM	FTA	FT%	OREB	DREB	REB	AST	STL	BLK	TO	PF	DEF	PTS
0	Phil Kingston	1	24	4	12	0.333	3	7	0.429	1	5	0.200	0	0	0.000	0	4	4	3	2	0	0	1	0	9
0	Garrison Kingston	1	25	9	15	0.600	5	6	0.833	4	9	0.444	1	2	0.500	1	9	10	3	1	3	1	1	0	23
0	Ortell Kingston	0	0	0	0	0.000	0	0	0.000	0	0	0.000	0	0	0.000	0	0	0	0	0	0	0	0	0	0
0	Alan Jenkins	1	23	2	4	0.500	2	4	0.500	0	0	0.000	0	0	0.000	3	3	6	1	1	1	2	1	0	4
0	James Stephens	1	28	7	23	0.304	5	12	0.417	2	11	0.182	3	4	0.750	2	5	7	2	3	0	7	2	0	19
0	Dallas Owen	1	28	1	7	0.143	1	4	0.250	0	3	0.000	1	2	0.500	3	3	6	3	2	1	1	0	0	3
0	Louis Owen	1	14	1	1	1.000	1	1	1.000	0	0	0.000	0	0	0.000	1	1	2	0	0	0	0	2	0	2
	TOTALS	1	28	24	62	0.387	17	34	0.500	7	28	0.250	5	8	0.625	10	25	35	12	9	5	11	7	0	60



Dylan

9/11/24 Ortell at Dylan

	1	2	3	4	T
Ortell	20	16	10	14	60
Dylan	10	17	9	18	54



#	Name	G	MIN	FGM	FGA	FG%	2PM	2PA	2P%	3PM	3PA	3P%	FTM	FTA	FT%	OREB	DREB	REB	AST	STL	BLK	TO	PF	DEF	PTS
0	Daniel Stoddard	1	28	9	14	0.643	8	11	0.727	1	3	0.333	0	0	0.000	8	8	16	2	3	0	5	2	0	19
0	Danny Taylor	0	0	0	0	0.000	0	0	0.000	0	0	0.000	0	0	0.000	0	0	0	0	0	0	0	0	0	0
0	Charles Bryant	1	28	4	11	0.364	4	11	0.364	0	0	0.000	1	2	0.500	11	8	19	0	0	1	1	0	0	9
0	Dylan Kingston	0	0	0	0	0.000	0	0	0.000	0	0	0.000	0	0	0.000	0	0	0	0	0	0	0	0	0	0
0	William Mckenna	1	28	1	12	0.083	1	6	0.167	0	6	0.000	0	1	0.000	2	4	6	2	1	2	2	0	0	2
0	Ephraim Kingston	1	28	2	15	0.133	0	3	0.000	2	12	0.167	0	0	0.000	1	1	2	3	0	0	3	3	0	6
0	Brady Jenkins	1	28	8	27	0.296	7	19	0.368	1	8	0.125	1	3	0.333	5	4	9	3	0	1	3	4	0	18
	TOTALS	1	28	24	79	0.304	20	50	0.400	4	29	0.138	2	6	0.333	27	25	52	10	4	4	14	9	0	54

