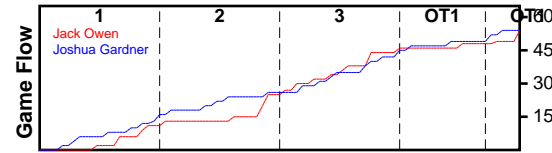


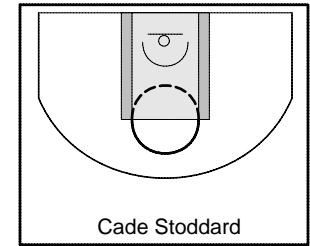
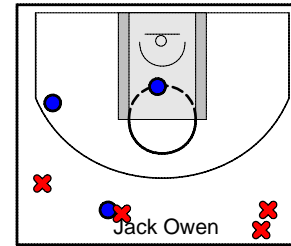
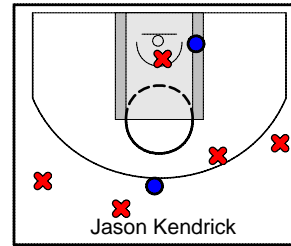
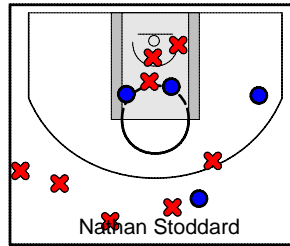
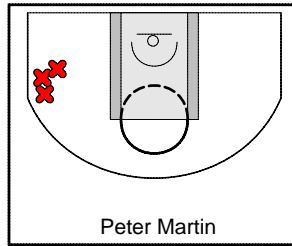
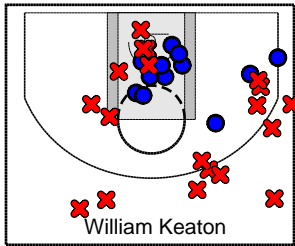
Jack Owen

9/23/24 Jack Owen at Joshua Gardner

	1	2	3	OT1	OT1	T
Jack Owen	11	14	19	0	4	58
Joshua Gardner	13	13	19	0	0	54



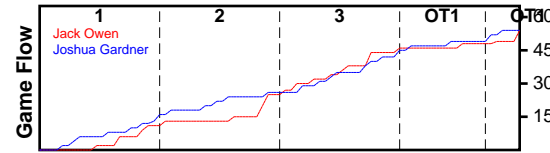
#	Name	G	MIN	FGM	FGA	FG%	2PM	2PA	2P%	3PM	3PA	3P%	FTM	FTA	FT%	OREB	DREB	REB	AST	STL	BLK	TO	PF	DEF	PTS
0	William Keaton	1	33	16	40	0.400	14	30	0.467	2	10	0.200	2	2	1.000	7	14	21	1	0	0	2	3	0	36
0	Peter Martin	1	8	0	4	0.000	0	4	0.000	0	0	0.000	0	0	0.000	0	1	1	0	2	0	1	1	0	0
0	Nathan Stoddard	1	22	3	13	0.231	2	5	0.400	1	8	0.125	0	0	0.000	2	4	6	5	1	2	2	1	0	7
0	Jason Kendrick	1	33	2	13	0.154	1	7	0.143	1	6	0.167	1	2	0.500	4	8	12	3	4	0	4	1	0	6
0	Jack Owen	1	26	3	15	0.200	2	6	0.333	1	9	0.111	0	2	0.000	2	3	5	2	4	0	0	2	0	7
0	Cade Stoddard	1	12	0	2	0.000	0	2	0.000	0	0	0.000	0	0	0.000	1	2	3	0	1	0	1	0	0	0
	TOTALS	1	28	24	87	0.276	19	54	0.352	5	33	0.152	3	6	0.500	16	32	48	11	12	2	10	8	0	56



Joshua Gardner

9/23/24 Jack Owen at Joshua Gardner

	1	2	3	OT1	OT1	T
Jack Owen	11	14	19	0	4	58
Joshua Gardner	13	13	19	0	0	54



#	Name	G	MIN	FGM	FGA	FG%	2PM	2PA	2P%	3PM	3PA	3P%	FTM	FTA	FT%	OREB	DREB	REB	AST	STL	BLK	TO	PF	DEF	PTS
0	Tristan Johnson	1	11	0	2	0.000	0	2	0.000	0	0	0.000	0	0	0.000	0	3	3	1	0	1	2	1	0	0
0	Ivan Stoddard	1	11	2	2	1.000	2	2	1.000	0	0	0.000	0	0	0.000	3	4	7	0	0	0	2	0	0	4
0	Casey Stowell	1	21	3	10	0.300	3	10	0.300	0	0	0.000	0	1	0.000	4	11	15	1	3	1	5	4	0	6
0	Kevin Kingston	1	30	6	19	0.316	3	11	0.273	3	8	0.375	0	0	0.000	1	4	5	0	1	1	2	0	0	15
0	Parker Stephens	1	33	9	32	0.281	7	21	0.333	2	11	0.182	1	2	0.500	1	6	7	3	2	1	6	0	0	21
0	Joshua Gardner	1	29	5	17	0.294	4	11	0.364	1	6	0.167	0	1	0.000	3	4	7	2	2	1	3	2	0	11
	TOTALS	1	28	25	82	0.305	19	57	0.333	6	25	0.240	1	4	0.250	12	32	44	7	8	5	20	7	0	57

