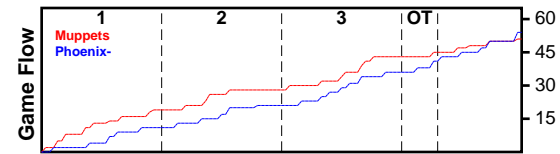


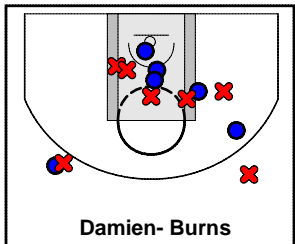
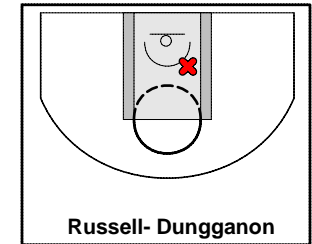
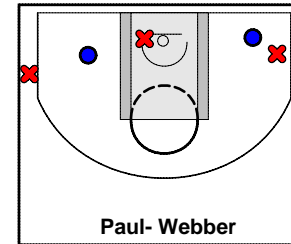
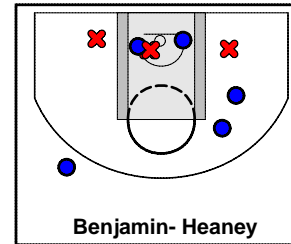
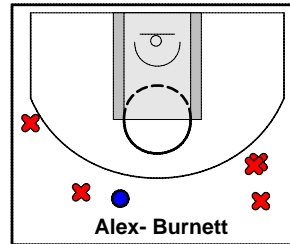

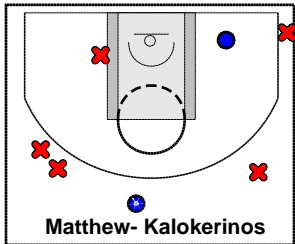
Muppets

(Filcom Rd8) 4/8/17 Muppets at Phoenix-

	1	2	3	OT1	T
Muppets	19	9	15	1	51
Phoenix-	11	10	15	4	54



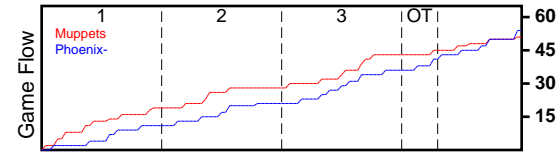
#	Name	G	MIN	FGM	FGA	FG%	2PM	2PA	2P%	3PM	3PA	3P%	FTM	FTA	FT%	OREB	DREB	REB	AST	STL	BLK	TO	PF	DEF	PTS
13	Matthew- Kalokerinos	1	26	2	7	0.286	1	2	0.500	1	5	0.200	4	4	1.000	1	3	4	3	1	0	2	0	0	9
5	Robert- Davis	1	33	0	4	0.000	0	4	0.000	0	0	0.000	0	2	0.000	2	0	2	1	1	0	1	2	0	0
2	Alex- Burnett	1	27	1	6	0.167	0	1	0.000	1	5	0.200	0	0	0.000	1	7	8	1	1	0	1	4	0	3
4	Benjamin- Heaney	1	37	6	10	0.600	5	9	0.556	1	1	1.000	3	8	0.375	3	5	8	0	1	0	1	1	0	16
11	Paul- Webber	1	25	3	6	0.500	3	5	0.600	0	1	0.000	0	0	0.000	1	3	4	0	0	0	1	2	0	6
0	Russell- Dungganon	1	23	0	1	0.000	0	1	0.000	0	0	0.000	1	2	0.500	0	0	0	0	0	0	1	1	0	1
1	Damien- Burns	1	34	6	13	0.462	5	10	0.500	1	3	0.333	3	3	1.000	1	6	7	3	3	0	3	1	1	16
	TOTALS	1	40	18	47	0.383	14	32	0.438	4	15	0.267	11	19	0.579	9	24	33	8	7	0	10	11	1	51



Phoenix-

(Filcom Rd8) 4/8/17 Muppets at Phoenix-

	1	2	3	OT1	T
Muppets	19	9	15	1	51
Phoenix-	11	10	15	4	54



#	Name	G	MIN	FGM	FGA	FG%	2PM	2PA	2P%	3PM	3PA	3P%	FTM	FTA	FT%	OREB	DREB	REB	AST	STL	BLK	TO	PF	DEF	PTS
42	Patrick "" Maher	1	40	8	16	0.500	8	16	0.500	0	0	0.000	2	2	1.000	9	3	12	1	1	0	1	2	1	18
17	Matt "" Northcott	1	40	6	15	0.400	2	5	0.400	4	10	0.400	4	6	0.667	1	6	7	6	2	0	2	1	1	20
5	Aaron "" Baguley	1	40	4	6	0.667	4	6	0.667	0	0	0.000	0	0	0.000	1	3	4	1	2	0	3	3	0	8
14	Jae "" Sneddon	1	40	2	19	0.105	1	8	0.125	1	11	0.091	1	2	0.500	1	8	9	2	2	0	2	3	0	6
13	Jackson "" Dunkley	1	40	1	4	0.250	1	4	0.250	0	0	0.000	0	0	0.000	3	2	5	1	1	0	1	4	1	2
TOTALS		1	40	21	60	0.350	16	39	0.410	5	21	0.238	7	10	0.700	15	22	37	11	8	0	9	13	3	54

